

ELECTRICITY

COMMUNICATION

TECHNOLOGY

ELKOMIKA:

JURNAL

TEKNIK ENERGI ELEKTRIK, TEKNIK TELEKOMUNIKASI, & TEKNIK ELEKTRONIKA

TERAKREDITASI RISTEKDIKTI PERINGKAT 2 SESUAI DENGAN SK NO. 30/E/KPT/2018



ELKOMIKA: JURNAL TEKNIK ENERGI ELEKTRIK, TEKNIK TELEKOMUNIKASI, & TEKNIK ELEKTRONIKA

TEKNIK ELEKTRO INSTITUT TEKNOLOGI NASIONAL BANDUNG

P-ISSN : 24599638 <> E-ISSN : 24599638 Subject Area : Engineering



0.93939
4
Impact Factor



1716
Google Citations



Sinta 2
Current
Accreditation

[Google Scholar](#)

[Garuda](#)

[Website](#)

[Editor URL](#)

History Accreditation

2018 2019 2020 2021 2022 2023 2024

Garuda

[Google Scholar](#)

Deteksi Suara Corona Discharge berdasarkan Noise menggunakan Metode LPC dan Euclidean Distance

Institut Teknologi Nasional, Bandung [ELKOMIKA: Jurnal Teknik Energi Elektrik, Teknik Telekomunikasi, & Teknik Elektronika Vol 11, No 1 \(2023\): ELKOMIKA: Jurnal Teknik Energi Elektrik, Teknik Telekomunikasi, & Teknik Elektr 72](#)

2023 [DOI: 10.26760/elkomika.v11i1.72](#) [Accred : Sinta 2](#)

Indeks Subjeks dan Indeks Pengarang

Institut Teknologi Nasional, Bandung [ELKOMIKA: Jurnal Teknik Energi Elektrik, Teknik Telekomunikasi, & Teknik Elektronika Vol 11, No 1 \(2023\): ELKOMIKA: Jurnal Teknik Energi Elektrik, Teknik Telekomunikasi, & Teknik Elektr](#)

2023 [DOI: 10.26760/elkomika.v11i1.p](#) [Accred : Sinta 2](#)

Klasifikasi Sinyal EKG menggunakan Ciri Statistik dan Parameter Hjorth dengan SVM dan k-NN

Institut Teknologi Nasional, Bandung [Jurnal Elkomika Vol 10, No 1 \(2022\): ELKOMIKA: Jurnal Teknik Energi Elektrik, Teknik Telekomunikasi, & Teknik Elektr 132](#)

2022 [DOI: 10.26760/elkomika.v10i1.132](#) [Accred : Sinta 2](#)

Sistem Multi Agen untuk Pelayanan Drone pada Groundbase Docking Station

Institut Teknologi Nasional, Bandung [Jurnal Elkomika Vol 10, No 4 \(2022\): ELKOMIKA: Jurnal Teknik Energi Elektrik, Teknik Telekomunikasi, & Teknik Elektr 859](#)

2022 [DOI: 10.26760/elkomika.v10i4.859](#) [Accred : Sinta 2](#)

MPPT Fuzzy Logic dengan Pengendali PI pada Generator Sinkron Magnet Permanen untuk Aplikasi Pembangkit Listrik Pikohidro

[Institut Teknologi Nasional, Bandung](#) [Jurnal Elkomika Vol 10, No 1 \(2022\): ELKOMIKA: Jurnal Teknik Energi Elektrik, Teknik Telekomunikasi, & Teknik Elektr 146](#)
2022 [DOI: 10.26760/elkomika.v10i1.146](#) [Accred : Sinta 2](#)

[Analisis Stabilitas Transien pada Onshore Windfarm Terhubung VSC-HVDC Sistem Jawa Bali](#)

[Institut Teknologi Nasional, Bandung](#) [Jurnal Elkomika Vol 10, No 4 \(2022\): ELKOMIKA: Jurnal Teknik Energi Elektrik, Teknik Telekomunikasi, & Teknik Elektr 873](#)
2022 [DOI: 10.26760/elkomika.v10i4.873](#) [Accred : Sinta 2](#)

[Steganography Based on Data Mapping and LSB Substitution With RSS Key Generation](#)

[Institut Teknologi Nasional, Bandung](#) [Jurnal Elkomika Vol 10, No 1 \(2022\): ELKOMIKA: Jurnal Teknik Energi Elektrik, Teknik Telekomunikasi, & Teknik Elektr 1](#)
2022 [DOI: 10.26760/elkomika.v10i1.1](#) [Accred : Sinta 2](#)

[Pengendalian Simulator Water Supply System menggunakan PID Berdasarkan Identifikasi](#)

[Institut Teknologi Nasional, Bandung](#) [Jurnal Elkomika Vol 10, No 1 \(2022\): ELKOMIKA: Jurnal Teknik Energi Elektrik, Teknik Telekomunikasi, & Teknik Elektr 213](#)
2022 [DOI: 10.26760/elkomika.v10i1.213](#) [Accred : Sinta 2](#)

[Perbandingan Deteksi Letak Polip pada Citra Colonoscopy menggunakan CNN dengan Arsitektur RetinaNet](#)

[Institut Teknologi Nasional, Bandung](#) [Jurnal Elkomika Vol 10, No 4 \(2022\): ELKOMIKA: Jurnal Teknik Energi Elektrik, Teknik Telekomunikasi, & Teknik Elektr 946](#)
2022 [DOI: 10.26760/elkomika.v10i4.946](#) [Accred : Sinta 2](#)

[Perancangan MPPT Modified Incremental Conductance menggunakan Interleaved Boost Converter untuk Reduksi Osilasi](#)

[Institut Teknologi Nasional, Bandung](#) [Jurnal Elkomika Vol 10, No 1 \(2022\): ELKOMIKA: Jurnal Teknik Energi Elektrik, Teknik Telekomunikasi, & Teknik Elektr 76](#)
2022 [DOI: 10.26760/elkomika.v10i1.76](#) [Accred : Sinta 2](#)

[View more ...](#)

ISSN (p) : 2338-8323
ISSN (e) : 2459-9638

TERAKREDITASI
RISTEKDIKT
PERINGKAT 2
SESUAI DENGAN
SK NO. 30/E/KPT/2018

ELKOMIKA:

JURNAL

TEKNIK ENERGI ELEKTRIK, TEKNIK TELEKOMUNIKASI, & TEKNIK ELEKTRONIKA

Jurusan
Teknik Elektro



Institut Teknologi Nasional

- [BERANDA](#)
- [TENTANG KAMI](#)
- [LOGIN](#)
- [DAFTAR](#)
- [CARI](#)
- [TERKINI](#)
- [ARSIP](#)
- [INFORMASI](#)

Beranda > Tentang Kami > Dewan Editorial

Dewan Editorial

Ketua Editor

Arsyad Ramadhan Darlis, Institut Teknologi Nasional Bandung, Indonesia

Editor

- Irma Amelia Dewi, Institut Teknologi Nasional Bandung, Indonesia
- Nur Hayati, Universitas Muhammadiyah Yogyakarta, Indonesia
- Ratna Susana, Institut Teknologi Nasional Bandung, Indonesia
- Susetyo Bagas Bhaskoro, Politeknik Manufaktur Bandung, Indonesia
- Mohammad Azis Mahardika, Institut Teknologi Nasional Bandung, Indonesia
- Lita Lidyawati, Institut Teknologi Nasional Bandung, Indonesia
- Castaka Agus Sugianto, Politeknik TEDC Bandung, Indonesia
- Vibianti Dwi Pratiwi, Institut Teknologi Nasional Bandung, Indonesia
- Nur Ibrahim, Universitas Telkom, Indonesia
- Ulil Surtia Zulpratita, Universitas Widyatama, Indonesia
- Dwi Aryanta, Institut Teknologi Nasional Bandung, Indonesia
- Lucia Jambola, Institut Teknologi Nasional Bandung, Indonesia



ISSN (cetak) : 2338-8323 | ISSN (elektronik) : 2459-9638

diterbitkan oleh :

Teknik Elektro Institut Teknologi Nasional Bandung

Alamat : Gedung 20 Jl. PHH. Mustofa 23 Bandung 40124

Kontak : Tel. 7272215 (ext. 206) Fax. 7202892

Surat Elektronik : jte.itenas@itenas.ac.id

Terindeks

PENGGUNA

Nama Pengguna

Kata Sandi

Ingat Saya




- [PENYERAHAN ONLINE](#)
- [TIM EDITORIAL](#)
- [MITRA BESTARI](#)
- [FOKUS DAN RUANG LINGKUP](#)
- [PANDUAN PENULIS](#)
- [PROSES PUBLIKASI](#)
- [PROSES REVIEW](#)
- [LEMBAR REVIEW](#)
- [ETIKA PUBLIKASI](#)
- [PERNYATAAN AKSES TERBUKA](#)
- [COPYRIGHT AND AUTHORSHIP STATEMENT](#)
- [BIAYA PUBLIKASI](#)
- [KEBIJAKAN PLAGIASI](#)
- [KEBIJAKAN ARSIP](#)
- [HAK CIPTA DAN LISENSI](#)
- [SERTIFIKAT AKREDITASI 2018](#)
- [SERTIFIKAT AKREDITASI 2019](#)





Statistik Pengunjung



00729777

Lihat Statistik Jurnal

Jurnal ini terlisensi oleh Creative Commons Attribution-ShareAlike 4.0 International License.



DIDUKUNG OLEH



INFORMASI

- » Untuk Pembaca
- » Untuk Penulis
- » Untuk Pustakawan

BAHASA

Pilih bahasa

Bahasa Indonesia

Serahkan

ISI JURNAL

Cari

##plugins.block.navigation.searchS

Semua

Cari

Telusuri

- » Berdasarkan Terbitan
- » Berdasarkan Penulis
- » Berdasarkan Judul
- » Jurnal Lain

NOTIFIKASI

- » Lihat
- » Langganan

KATA KUNCI

5G Arduino Audio
 Watermarking CNN
 Convolutional Neural Network (CNN) Deep Learning Internet of Things IOT Logika Fuzzy
 MIMO MPPT PLC QIM RFID
 VGG-16 VLC antena arduino deep learning mikrokontroler panel surya

ISSN (p) : 2338-8323
ISSN (e) : 2459-9438

TERAKREDITASI
RISTEKDIKT
PERINGKAT 2
SESUAI DENGAN
SK NO. 30/E/KPT/2018

ELKOMIKA:

JURNAL

TEKNIK ENERGI ELEKTRIK, TEKNIK TELEKOMUNIKASI, & TEKNIK ELEKTRONIKA

Jurusan
Teknik Elektro



[BERANDA](#) [TENTANG KAMI](#) [LOGIN](#) [DAFTAR](#) [CARI](#) [TERKINI](#) [ARSIP](#) [INFORMASI](#)

[Beranda](#) > [Tentang Kami](#) > **Penata Laksana**

Penata Laksana

Mitra Bestari

Korhan Cengiz, Ph.D., SMIEEE, University of Fujairah, United Arab Emirates

Joni Welman Simatupang, President University, Indonesia

Waluyo Waluyo, Institut Teknologi Nasional Bandung, Indonesia

Dessy Novita, Universitas Padjajaran, Indonesia

Daniel Sutopo Pamungkas, Politeknik Negeri Batam, Indonesia

Muhammad Ilhamdi Rusydi, Universitas Andalas, Indonesia

Emilliano Ph.D., Universitas Padjajaran, Indonesia

Dr. Ir. Lukas, MAI, CISA, Universitas Katolik Indonesia Atma Jaya, Indonesia

Syah Alam, Universitas Trisakti, Indonesia

Aloysius Adya Pramudita, Universitas Telkom, Indonesia

Dr. Marisa Paryasto, Universitas Telkom, Indonesia

Aulia Arif Iskandar, Swiss-Germany University (SGU), Indonesia

Rolly Maulana Awangga, Politeknik Pos Indonesia, Indonesia

Levy Olivia Nur, Universitas Telkom, Indonesia

Dani Rusirawan, Institut Teknologi Nasional (ITENAS) Bandung, Indonesia

Fiky Yosef Suratman, Universitas Telkom, Indonesia

Deny Hamdani, Sekolah Teknik Elektro dan Informatika Institut Teknologi Bandung (ITB), Indonesia

Muhammad Reza Kahar Aziz, Institut Teknologi Sumatera, Indonesia

Fahmi Arif, Ph.D., Institut Teknologi Nasional Bandung, Indonesia

Folin Oktafiani, Lembaga Ilmu Pengetahuan Indonesia, Indonesia

Dr. sc. Lisa Kristiana, Institut Teknologi Nasional Bandung, Indonesia

Niken Syafitri, Institut Teknologi Nasional Bandung, Indonesia

Rizal Munadi, Universitas Syiah Kuala, Indonesia

Abdul Syukur, Universitas Diponegoro, Indonesia

Sumardi Sadi, Universitas Muhammadiyah Tangerang, Indonesia

Fuad Ughi, Swiss German University, Indonesia

Denny Darlis, Universitas Telkom, Indonesia

Sriyani Violina, Universitas Widyatama, Indonesia

PENGGUNA

Nama Pengguna
Kata Sandi
 Ingat Saya



PENYERAHAN ONLINE

[TIM EDITORIAL](#)

[MITRA BESTARI](#)

[FOKUS DAN RUANG LINGKUP](#)

[PANDUAN PENULIS](#)

[PROSES PUBLIKASI](#)

[PROSES REVIEW](#)

[LEMBAR REVIEW](#)

[ETIKA PUBLIKASI](#)

[PERNYATAAN AKSES TERBUKA](#)

[COPYRIGHT AND AUTHORSHIP STATEMENT](#)

[BIAYA PUBLIKASI](#)

[KEBIJAKAN PLAGIASI](#)

[KEBIJAKAN ARSIP](#)

[HAK CIPTA DAN LISENSI](#)

[SERTIFIKAT AKREDITASI 2018](#)

[SERTIFIKAT AKREDITASI 2019](#)



Sugondo Hadiyoso, Universitas Telkom, Indonesia

Afaf Fadhil, Politeknik Manufaktur Bandung, Indonesia

Aryanto Soetedjo, Institut Teknologi Nasional (ITN) Malang, Indonesia



ISSN (cetak) : 2338-8323 | ISSN (elektronik) : 2459-9638

diterbitkan oleh :

Teknik Elektro Institut Teknologi Nasional Bandung

Alamat : Gedung 20 Jl. PHH. Mustofa 23 Bandung 40124


Kontak : Tel. 7272215 (ext. 206) Fax. 7202892

Surat Elektronik : jte.itenas@itenas.ac.id

Terindeks



Statistik Pengunjung



DIDUKUNG OLEH



INFORMASI

- » Untuk Pembaca
» Untuk Penulis
» Untuk Pustakawan

BAHASA

Pilih bahasa
Bahasa Indonesia
Serahkan

ISI JURNAL

Cari
Semua
Cari


- Telusuri
» Berdasarkan Terbitan
» Berdasarkan Penulis
» Berdasarkan Judul
» Jurnal Lain

NOTIFIKASI

- » Lihat
» Langganan

KATA KUNCI

5G Arduino Audio
Watermarking CNN
Convolutional Neural Network (CNN) Deep Learning Internet of Things IOT Logika Fuzzy MIMO MPPT PLC QIM RFID VGG-16 VLC antena arduino deep learning mikrokontroler panel surya



00729779

Lihat Statistik Jurnal

Jurnal ini terlisensi oleh Creative Commons Attribution-ShareAlike 4.0 International License.



ISSN (p) : 2338-8323
ISSN (e) : 2459-9638

TERAKREDITASI
RISTEKDIKT
PERINGKAT 2
SESUAI DENGAN
SK NO. 30/E/KPT/2018

ELKOMIKA:

JURNAL

TEKNIK ENERGI ELEKTRIK, TEKNIK TELEKOMUNIKASI, & TEKNIK ELEKTRONIKA

Jurusan
Teknik Elektro

Institut Teknologi Nasional

[BERANDA](#) [TENTANG KAMI](#) [LOGIN](#) [DAFTAR](#) [CARI](#) [TERKINI](#) [ARSIP](#) [INFORMASI](#)

[Beranda](#) > [Arsip](#) > **Vol 8, No 1 (2020)**

Vol 8, No 1 (2020)

ELKOMIKA: Jurnal Teknik Energi Elektrik, Teknik Telekomunikasi, & Teknik Elektronika

Volume 8 Nomor 2 Bulan Mei 2020 ini terdiri atas 18 artikel dengan 60 penulis yang berasal dari 11 Perguruan tinggi dan instansi di Indonesia, yaitu Universitas Telkom, Gunadarma University, Universitas Jember, Politeknik Manufaktur Bandung, Institut Teknologi Telkom Purwokerto, Universitas Negeri Jakarta, Institut Teknologi Nasional Bandung, Universitas Syiah Kuala, Politeknik Negeri Bandung, Politeknik Sukabumi, dan Universitas Padjadjaran.

Daftar Isi

Artikel

Realisasi LNA Dua Tingkat dengan Teknik Penyesuai Impedansi Trafo $\lambda/4$ dan Lumped Element untuk DVB-T2 <i>ASEP KARYANA, YUYUN SITI ROHMAH, BUDI PRASETYA</i>	PDF 1
Perancangan dan Realisasi Antena Mikrostrip Fraktal Köch untuk Aplikasi TV Digital di Dalam Ruang <i>IRSANDI ANGGELINA, TRASMA YUNITA, LEVY OLIVIA NUR</i>	PDF 16
3.5 GHz Rectangular Patch Microstrip Antenna with Defected Ground Structure for 5G <i>DHATU PARAGYA, HARTONO SISWONO</i>	PDF (ENGLISH) 31
Image Watermarking pada Citra Medis menggunakan Compressive Sensing berbasis Stationary Wavelet Transform <i>YASQI HAFIZHANA, IRMA SAFITRI, LEDYA NOVAMIZANTI, NUR IBRAHIM</i>	PDF 43
CRC 8-bit Encoder-Decoder Component in FPGA using VHDL <i>ANDHI RACHMAN SALEH, SUNNY ARIEF SUDIRO</i>	PDF (ENGLISH) 58
Lane Tracking pada Robot Beroda Holonomic menggunakan Pengolahan Citra <i>ALI RIZAL CHAIDIR, KHAIRUL ANAM, GAMMA ADITYA RAHARDI</i>	PDF 69
Pengendalian Gerak Robot menggunakan Semantik Citra Gestur Tangan Manusia <i>SUSETYO BAGAS BHASKORO, MUHAMMAD AZHAR ABDUL AZIZ</i>	PDF 80
Perbandingan Ekstraksi Fitur dan Proses Matching pada Autentikasi Sidik Jari Manusia <i>ANGGUNMEKA LUHUR PRASASTI, BUDHI IRAWAN, SETIO EKA FAJRI, ANANDA RENDIKA, SUGONDO HADIYOSO</i>	PDF 95
Optimasi Pattern Reconfigurable Antenna Bercelah Melingkar menggunakan Algoritma Genetika <i>DWI ANDI NURMANTRIS, HEROE WIJANTO, BAMBANG SETIA NUGROHO</i>	PDF 111
Radar FMCW dengan IQ Demodulator Jamak untuk Deteksi Pernafasan pada Pengaruh Clutter <i>HANA PRATIWI, MUJIB RAMADAN HIDAYAT, AHMAD FATHAN MAARIF, ALOYSIUS ADYA PRAMUDITA, FIKY YOSEP SURATMAN</i>	125
Penerapan Metode ACP untuk Optimasi Physical Tuning Antena Sektoral pada Jaringan 4G LTE di Kota Purwokerto	PDF 138

PENGGUNA

Nama Pengguna
Kata Sandi
 Ingat Saya



PENYERAHAN ONLINE

[TIM EDITORIAL](#)

[MITRA BESTARI](#)

[FOKUS DAN RUANG LINGKUP](#)

[PANDUAN PENULIS](#)

[PROSES PUBLIKASI](#)

[PROSES REVIEW](#)

[LEMBAR REVIEW](#)

[ETIKA PUBLIKASI](#)

[PERNYATAAN AKSES TERBUKA](#)

[COPYRIGHT AND AUTHORSHIP STATEMENT](#)

[BIAYA PUBLIKASI](#)

[KEBIJAKAN PLAGIASI](#)

[KEBIJAKAN ARSIP](#)

[HAK CIPTA DAN LISENSI](#)

[SERTIFIKAT AKREDITASI 2018](#)

[SERTIFIKAT AKREDITASI 2019](#)



AFATAH PURNAMA, EKA SETIA NUGRAHA, MUNTAQO ALFIN AMANAF

Desain U-slot Ganda untuk Meningkatkan Bandwidth Antena MIMO 5G Millimeter-wave <i>EFRI SANDI, WISNU DJATMIKO, RIZKITA KURNIA PUTRI</i>	PDF 150
Analisis Penerapan Kendali Otomatis berbasis PID terhadap pH Larutan <i>Febrian Hadiatna, Alfi DzulFahmi, Decy Nataliana</i>	PDF 163
Analisis Kinerja Jaringan Hybrid Kooperatif Device-to-Device 5G menggunakan Teknik Pemilihan Relay Reaktif <i>Muhammad Raudhi Azmi, Melinda Melinda, Nasaruddin Nasaruddin</i>	PDF 178
Pengembangan Low-cost Quadrotor dengan Misi Waypoint Tracking Berbasis Pengendali PID <i>Adnan Rafi Al Tahtawi, Erick Andika, Maulana Yusuf, Wildan Nurfauzan Harjanto</i>	PDF 189
Implementasi Automatic Waypoint untuk Return Trip pada Autonomous Robot dengan Titik Acuan Potensi Korban Bencana <i>Ihsan Farrassalam Ammarprawira, Mochamad Septoni Fauzi, Arbi Abdul Arbi Abdul Jabbaar, Niken Syafitri</i>	PDF 203
An Analysis of Distance Extension Method in Visible Light Communication (VLC) Performance <i>Lisa Kristiana, Arsyad Ramadhan Darlis, Irma Amelia Dewi, Lita Lidyawati, Hegar Refaldy Archandhika</i>	PDF (ENGLISH) 218
Pembangkitan Pulsa Orde Nanodetik Berbasis Mikrokontroler Untuk Eksitasi Transduser Ultrasonik <i>Faatih Rifqi Muqaffi, Bambang Mukti Wibawa, Darmawan Hidayat</i>	PDF 229
Indeks Subjeks dan Indeks Pengarang <i>- INDEKS -</i>	PDF



ISSN (cetak) : 2338-8323 | ISSN (elektronik) : 2459-9638

diterbitkan oleh :

Teknik Elektro Institut Teknologi Nasional Bandung

Alamat : Gedung 20 Jl. PHH. Mustofa 23 Bandung 40124

Kontak : Tel. 7272215 (ext. 206) Fax. 7202892

Surat Elektronik : jte.itenas@itenas.ac.id

Terindeks



DIDUKUNG OLEH



INFORMASI

- » Untuk Pembaca
- » Untuk Penulis
- » Untuk Pustakawan

BAHASA

Pilih bahasa

Bahasa Indonesia

Serahkan

ISI JURNAL

Cari

##plugins.block.navigation.search5

Semua

Cari

Telusuri

- » Berdasarkan Terbitan
- » Berdasarkan Penulis
- » Berdasarkan Judul
- » Jurnal Lain


NOTIFIKASI

- » Lihat
- » Langganan

KATA KUNCI

5G Arduino Audio
Watermarking CNN
Convolutional Neural Network (CNN) Deep Learning Internet of Things IoT Logika Fuzzy MIMO MPPT PLC QIM RFID VGG-16 VLC antena arduino deep learning mikrokontroler panel surya

TERBITAN TERKINI



Statistik Pengunjung



00729774

Lihat Statistik Jurnal

Jurnal ini terlisensi oleh Creative Commons Attribution-ShareAlike 4.0 International License.



An Analysis of Distance Extension Method in Visible Light Communication (VLC) Performance

LISA KRISTIANA¹, ARSYAD RAMADHAN DARLIS², IRMA AMELIA DEWI¹,
LITA LIDYAWATI², HEGAR REFALDY ARCHANDHIKA²

¹Informatics Department, Institut Teknologi Nasional Bandung, Indonesia

²Electrical Department, Institut Teknologi Nasional Bandung, Indonesia

Email: lisa@itenas.ac.id

Received 12 Desember 201x | Revised 2 Januari 2020 | Accepted 25 Januari 2020

ABSTRAK

A Visible Light Communication (VLC) adalah teknologi yang menawarkan konsep inovatif karena VLC menerapkan cahaya tampak untuk mentransmisikan informasi dari satu titik ke titik lain. Tantangan utama dalam penerapan VLC adalah pelemahan sinyal cahaya tampak karena faktor jarak dari titik sumber ke titik tujuan. Penelitian ini berfokus pada metode untuk merancang dan menerapkan pemancar dan penerima VLC pada media udara. Dengan membandingkan berbagai macam tipe LED, pengukuran yang didapatkan menunjukkan bahwa pemancar dan penerima VLC dapat ditingkatkan kemampuannya sehingga mencapai jarak maksimum 8.5 meter dengan menggunakan LED HPL.

Kata kunci: *Visible Light Communication, VLC Transceiver, Distance Extension Method, Light Emitting Diodes (LEDs).*

ABSTRACT

A Visible Light Communication (VLC) offers the innovative concept in telecommunication since it implements visible lights to transmit information from one point to other points. The main challenge in VLC is the attenuation due to the distance from source to destination. This research focuses on extension method to design and implement the VLC transceiver in an air medium. By comparing the real measurement of several types of LEDs, the distance of VLC transceiver can be extended up to 8.5 meters by applying HPL LED.

Keywords: *Visible Light Communication, VLC Transceiver, Distance Extension Method, Light Emitting Diodes (LEDs).*

1. INTRODUCTION

Visible Light Communication (VLC) is an optical wireless communication system that has been an increasing interest in many fields such as in seashore (Darlis, A. W., 2018), and Vehicle-to-vehicle (Shen, W. H., & Tsai, 2017), (Uysal, M., Ghassemlooy, Z., Bekkali, A., Kadri, A., & Menouar, 2016), (Kim, Y. H., Cahyadi, W. A., & Chung, 2015). VLC uses the high power Light Emitting Diodes (LEDs) in a visible spectrum (Ghassemlooy, Z., Arnon, S., Uysal, M., Xu, Z., & Cheng, 2015). In order to successfully transmit data through VLC system (Sindhubala, K., & Vijayalakshmi, 2015), (Mossaad, M. S., Hranilovic, S., & Lampe, 2015), the LEDs on the transmitter have to be located not far from the receiver. The lower Signal-to-Noise Ratio (SNR) is obtained as the distance between transmitter and receiver is increased (Fuada, S., Putra, A. P., Aska, Y., & Adiono, 2016), (Mossaad, M. S., Hranilovic, S., & Lampe, 2015). Therefore, our work focuses on designing the VLC transmitter and enhancing the reception of signal (Hecht, 1997), (Max Born, 1999). The enhancement of signal reception is obtained by applying a distance extension method. This paper is structured as follow: Section 1 describes the challenge in VLC system. Section 2 provides a prototype of both VLC transmitter and reception. Section 3 evaluates the design system and analyses the output based on the distance extension method. Finally the conclusion and future work are provided in the Section 4.

2. VLC TRANSCIEVER

The design of VLC transceiver as the prototype is divided to two subsections as follows:

2.1 The VLC Transmitter

The VLC transmitter prototype (Figure 1.b) is designed according to the VLC's transmitter circuit as shown in Figure 1.a. The realization of the transmitter prototype includes only one LED in each circuitry and assembles LED's numbers when required.

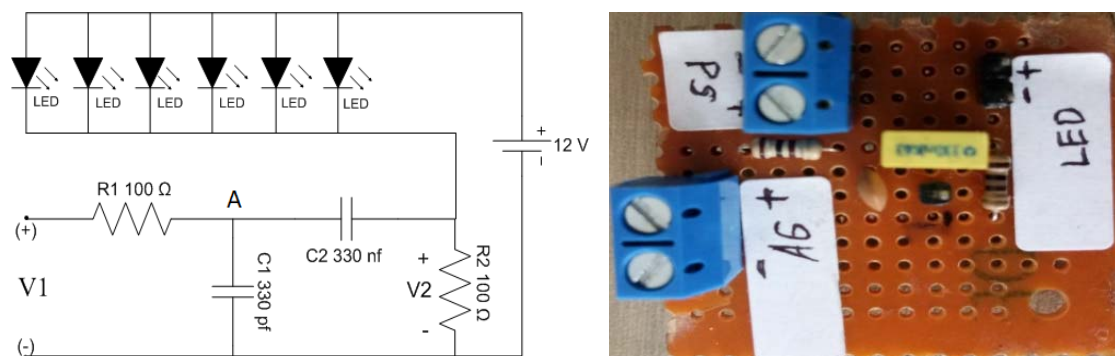


Figure 1. VLC's Transmitter (a) VLC Circuit, (b) Prototype

The transmitter sends the audio signal with the frequency of 3 kHz through LEDs. In order to suppress the noise, the transmitting signal is filtered by a Band Pass Filter (BPF). The transmitting signal is detected by an oscilloscope that shows the output of BPF in Figure 2.

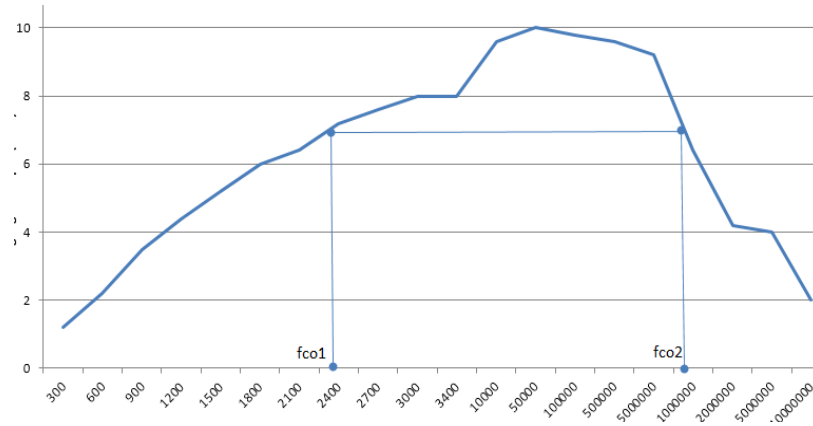


Figure 2. The Output of Band Pass Filter

Using the prototype as mentioned, the signal with a frequency of 3 KHz is transmitted applying an equation as follows:

$$V_1 - V_2 - V_A(1 + 33nS) = 0 \quad (1)$$

$$V_A = \frac{100S + \frac{1}{330n}}{100S} x V_2 = \frac{S + 30.3k}{S} x V_2 \quad (2)$$

Substituting Equation (1) and Equation (2) will have the result as follows:

$$f_{c1} = \frac{\omega_1}{2\pi} = \frac{15.16 \times 10^6}{2\pi} = 2.4 \text{ kHz}$$

$$f_{c2} = \frac{B_W}{2\pi} = \frac{60.6 \times 10^6}{2\pi} = 9.6 \text{ MHz}$$

2.2 The VLC Receiver

The receiver consists of photodiode and amplifier as shown in Figure 3. This circuit receives the visible light which is subsequently converted to electrical signal. The output of the receiver is amplified with the calculation of Av_1 , as follows:

$$I_B = \frac{V_{CC} - V_{be}}{R_B + \beta R_C} = \frac{9 - 0.5}{56k + (220.470k)} = 82.16 \text{ nA}$$

$$I_E = (\beta + 1)I_B = (220 + 1) \times (82.16 \times 10^{-9}) = 18.15 \text{ } \mu\text{A}$$

$$r_e = \frac{26 \mu\text{V}}{I_E} = \frac{26 \times 10^{-3}}{18.15 \times 10^{-6}} = 1432.5$$

$$Av_1 = \frac{-\frac{R_C}{r_e}}{\left(1 + \frac{R_C}{R_B}\right)} = \frac{-\frac{470 \times 10^3}{1432.5}}{\left(1 + \frac{470 \times 10^3}{56 \times 10^3}\right)} = -34.9$$

By using the similar calculation, we find Av_2 , as follows:

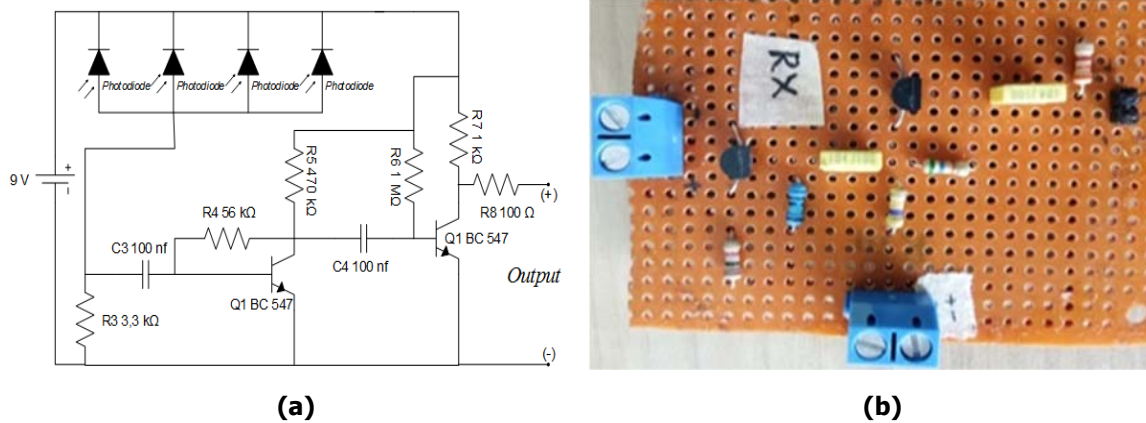
$$I_B = \frac{V_{CC} - V_{be}}{R_B} = \frac{9 - 0.5}{1 \times 10^6} = 8.5 \mu A$$

$$I_E = (\beta + 1)I_B = (220 + 1) \times (8.5 \times 10^{-6}) = 1.88 \mu A$$

$$r_e = \frac{26 \mu V}{I_E} = \frac{26 \times 10^{-3}}{1.88 \times 10^{-6}} = 13829.8$$

$$Av_2 = \frac{-R_C}{r_e} = \frac{-1000}{13829.8} = -0.07$$

The similar method in designing the VLC transmitter, Figure 3 shows the realization of VLC receiver. As illustrated in Figure 3.b the Photodiode number increases in numbers when required based on the VLC receiver circuit in Figure 3.a.



(a) **(b)**
Figure 3. VLC Receiver (a) Circuit (b) Prototype

3. EVALUATION AND ANALYSIS

This work is conducted in 10 times measurements using parameters as shown in Table 1.

Tabel 1. Parameter Setting

Description	Type/Unit
Transmitter	Audio
Receiver	Audio
LED	5 mm, HPL
Distance	1, 3, 5 meters
Reflector	31 mm, 52 mm
Photodiode Numbers	1 and 2
Solar Cell	1

Those parameters are implemented in several experiments to validate 4 distance extension methods as follows:

- a. Distance extension by applying different LED types
- b. Distance extension by applying reflector on LED
- c. Distance extension by adding photodiode number
- d. Distance extension by applying solar cell

3.1 Distance Extension by Applying Different LED Types

The evaluation of distance extension method by applying different LED types shows signal reception captured by the oscilloscope (Figure 4.)

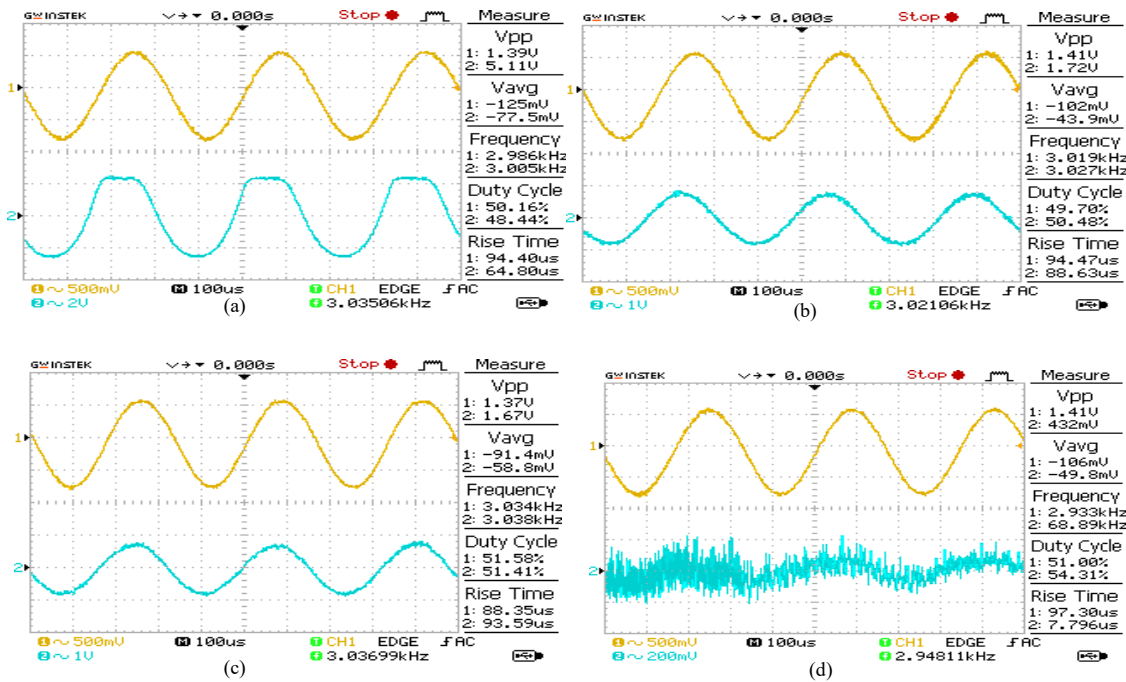


Figure 4. VLC Transceiver Signal Measurement: (a). 1 meter 5mm LED, (b). 1 meter HPL LED, (c). 3 meters 5mm LED, (d). 3 meters HPL LED

The VLC transceiver’s measurement that is shown in Figure 5, indicates the signal attenuation toward the distance extension on average. By applying 5mm LED type, the signal voltage remains on the 5.36 Vpp, while it drops on 1.72 Vpp by using the HPL LED both at distance 1 meter. When the distance reaches 3 meters, the signal voltage drops to under 1 Vpp by applying both LED types. Thus, 5mm LED is more suitable than HPL LED because HPL LED experiences a narrowing signal beam.

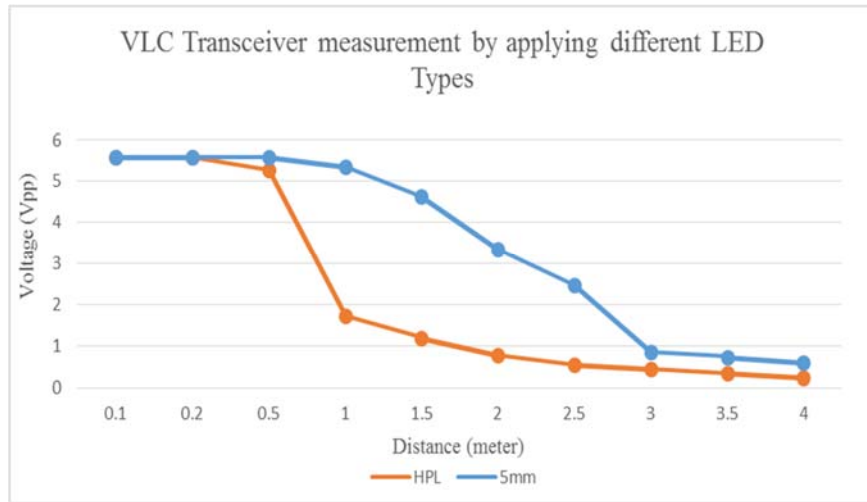


Figure 5. Signal Measurement Applying Different LED Types

3.2. Distance Extension by Applying Reflector on LED

This experiment evaluates the applied reflector on LED which is shown in Figure 6.




Figure 6. Implementation of reflector on LED

The implemented reflector on LED shows the measurement results on the oscilloscope as illustrated in Figure 7.

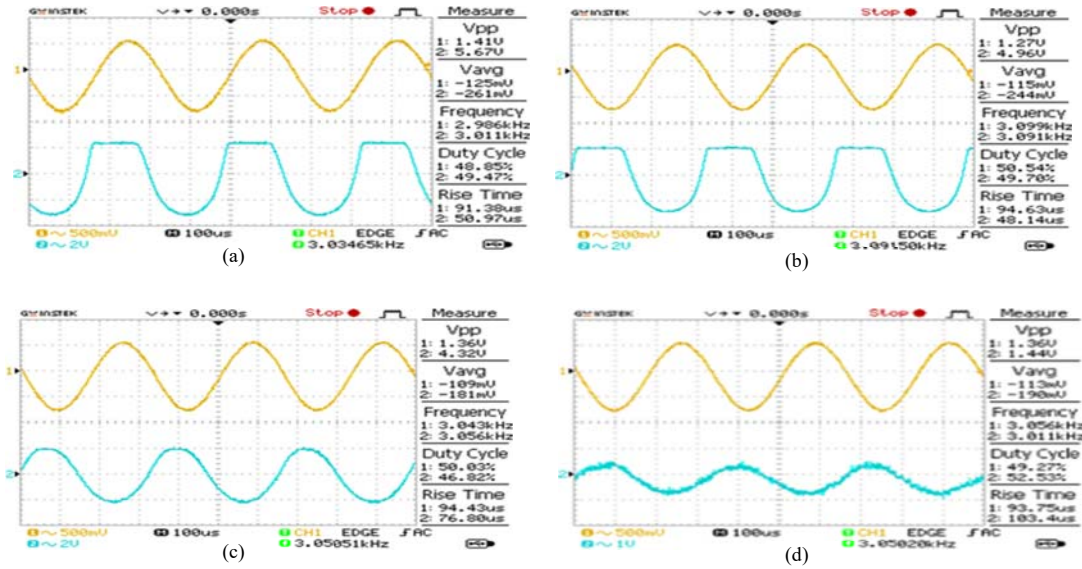


Figure 7. VLC Transceiver Signal Applying:
(a). diameter:1m 52mm reflector, **(b).** diameter:1m 31mm reflector,
(c). diameter:6m 52mm reflector, **(d).** diameter:6m 31mm reflector

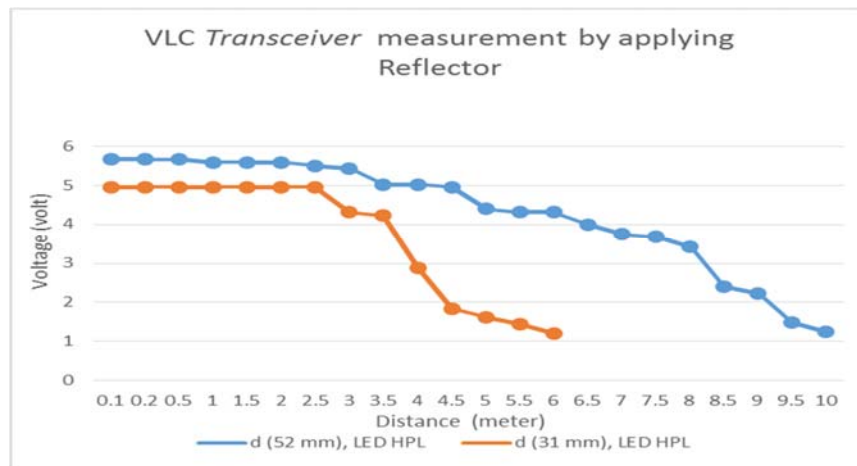


Figure 8. Signal Measurement Applying Reflector

Based on those experiments, the measurement of applying reflector (Figure 8) shows the stable received voltage that is achieved by 52mm reflector with the diameter of 6 meters on average. The maximum distance that can be achieved by this 52mm reflector is 9.5 meters. However, the 32mm reflector has the maximum distance of 6 meters which is mainly caused by noise.

3.3. Distance Extension by Adding Photodiode Number

The aim of this third experiment is to evaluate the signal reception by adding the number of photodiodes that is put in particular position according to LED's position. Figure 9 shows the measurement of using two 3mm and 5mm photodiodes.

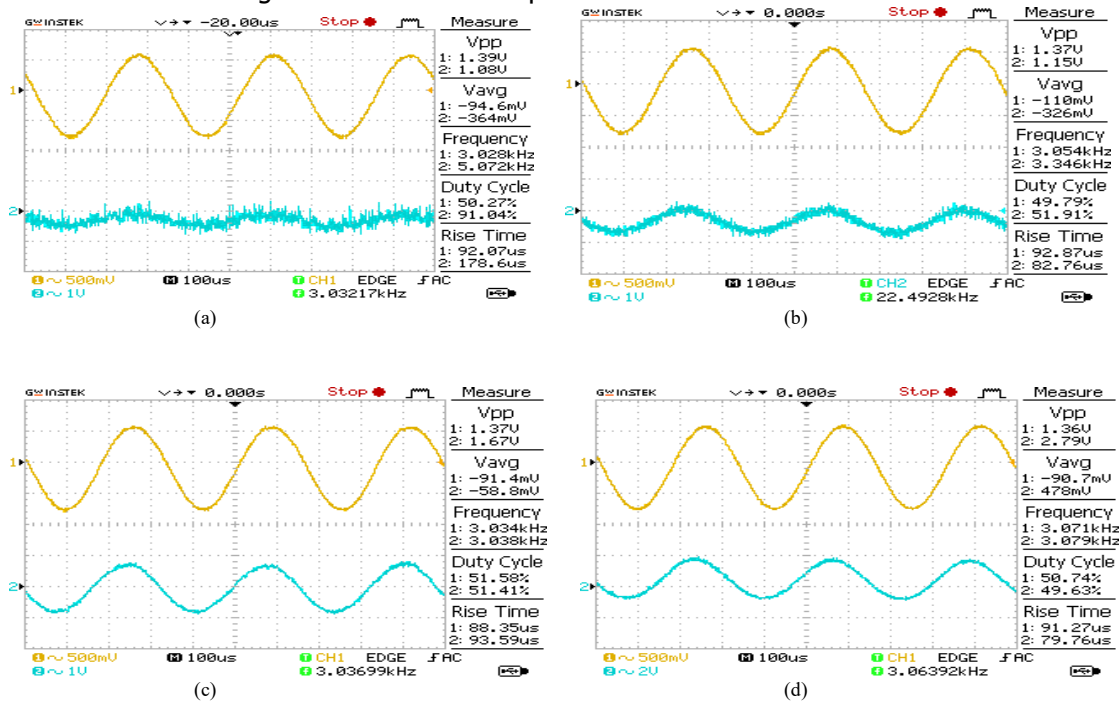


Figure 9. VLC Transceiver Signal Measurement using:
(a). 3 meter 1x2 3mm Photodiode, (b). 3 meter 2x2 3mm Photodiode,
(c). 3 meter 1x2 5mm Photodiode, (d). 3 meter 2x2 5mm Photodiode

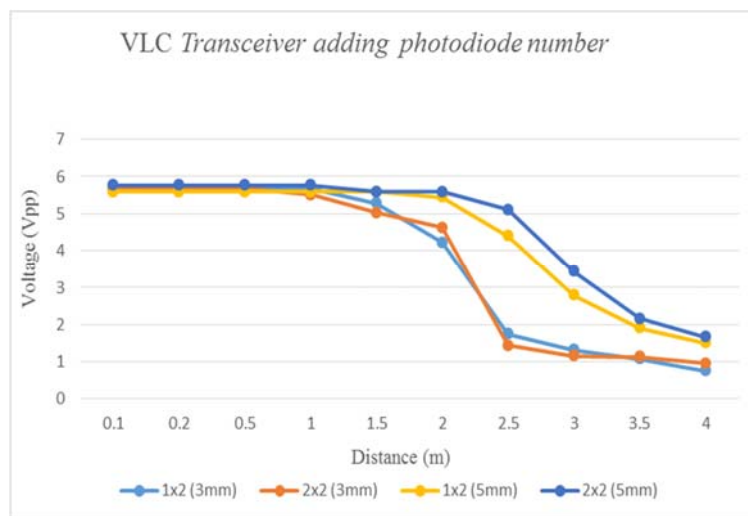


Figure 10. Signal Measurement Towards Photodiode Numbers

By adding the number of photodiodes, the signal measurement as shown in Figure 10, represents the voltage attenuation using at the distance of 1.5 meters. It can be noticed that the attenuation shows the drastic decrease at the distance of 2.5 meters. However, the 2x2 5 m photodiodes performs better than other types of photodiodes since the VLC receiver captures light in the wider scopes.

3.4. Distance extension by applying solar cells

The last experiment is applying solar cells as the alternative of using photodiodes. The solar cell is arranged on the VLC receiver side as illustrated in Figure 11.




Figure 11. The Implementation of Solar Cells

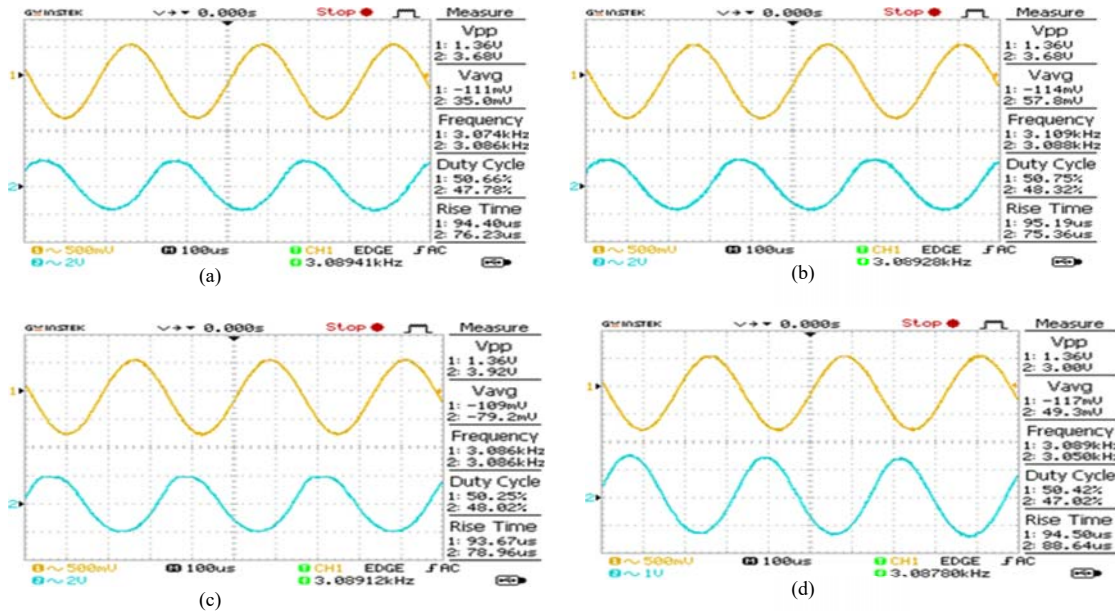


Figure 12. VLC Transceiver Signal Measurement using:
 (a). 50cm Solar cell, (b). 1m Solar cell, (c). 2m Solar cell, (d). 4m Solar cell

The measurements which are viewed on the oscilloscope are shown in Figure 12.

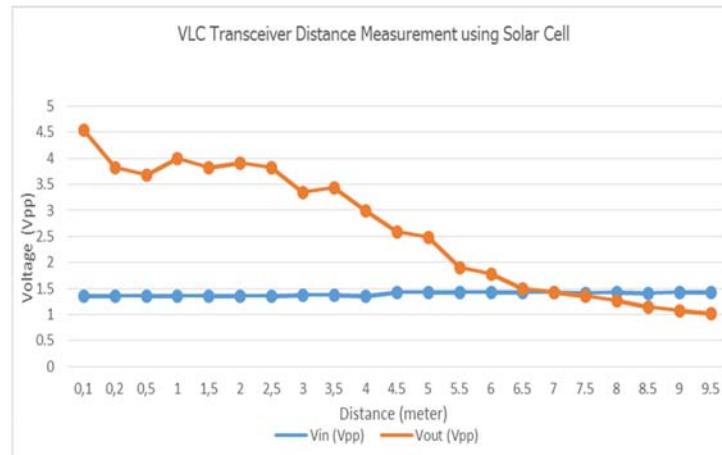


Figure 13. Signal Measurement using Solar cell

Figure 13 shows the result of signal measurement using solar cell instead of photodiode. The output voltage (V_{output}) shows inconstantly voltage rate at distance 10 cm to 5 m. In addition, the signal quality decreases as the distance increases from 5.5 m – 9.5 m. The poor signal quality occurs because of the low light intensity due to the further distance between VLC transmitter and receiver. Moreover, the solar cell receiver is highly interfered by the surrounding environment we assumed as temperature when the device is located in the outdoor. The maximum distance of VLC transceiver using the solar cell is 9 m and it is indicated as the signal attenuation because the signal is decreased below 1V (Figure 13).

4. CONCLUSION AND FUTURE WORK

This work implemented the VLC transceiver and evaluated the different distance extension methods. The transmitted signal worked on the 3kHz audio frequency. The evaluation showed different maximum distances of each extension method. However, the VLC transceiver reached the maximum distance of 9.5m which was obtained by applying 5mm photodiode. It is also concluded that the size of the reflector has the significant impact to the light beam since it gained the stable voltage.

In future, the VLC transceiver will be implemented in a real environment *i.e.*, on a road side unit (RSU) infrastructure.

ACKNOWLEDGEMENTS

This research is fully funded by The Ministry of Research and Education of the Republic of Indonesia in Hibah Penelitian Terapan Unggulan Perguruan Tinggi (PTUPT) 2019.

REFERENCES

- A.R., Darlis, W.A., Cahyadi, Y.H., Chung. (2018). Shore-to-Undersea Visible Light Communication. *Wireless Personal Communication*. 99(1), 681–694. <https://doi.org/10.1007/s11277-017-5136-9>.
- W.H Shen, H.M Tsai. (2017). Testing Vehicle-to-Vehicle Visible Light Communications in Real-World Driving Scenarios. *IEEE Vehicular Networking Conference (VNC)*.
- Uysal, M, et.al., (2016). Visible Light Communication for Vehicular Networking_ Performance Study of a V2V System Using a Measured Headlamp Beam Pattern Model. *IEEE Vehicular Technology Magazine*. Doi: 10.1109/MVT.2015.2481561
- A. R. Darlis. (2018). Bidirectional Underwater Visible Light Communication. *International Journal of Electrical And Computer Engineering (IJECE)*. 8(6), 5203-5214.
- Arnon, Shlomi, ed. (2015). *Visible light communication*. p. 1, Cambridge University Press.
- Sindhubala K., & Vijayalakshmi, B. (2015). Ecofriendly Data Transmission in Visible Light Communication.
- Min-Soo, Kim., & Kyung-Rak, Sohn. (2015). Performance Investigation of Visible Light Communication Using Super Bright White LED and Fresnel Lens. *Journal of the Korean Society of Marine Engineering*. 39(1), 63-67.
- Fuada, Syfaul., Putra, Angga Pratama., Aska, Yulian., & Adiono, Trio. (2016). Trans-impedance Amplifier (TIA) Design for Visible Light Communication (VLC) using Commercially Available OP-AMP. *Int. Conf. on Information Tech., Computer, and Electrical Engineering (ICITACEE)*.
- Mossaad, Mohammed., Lampe, Lutz., & Hranilovic, Steve. (2015). Amplify-and-Forward Integration of Power Line and Visible Light Communications. *GlobalSIP*.
- Yong-hyeon, Kim., Yeon-Ho, Chung., & Cahyadi, Willy Anugrah. (2015). Experimental Demonstration of VLC-Based Vehicle-to-Vehicle Communications Under Fog Conditions. *IEEE Photonics Journal*. 7(6).
- E. Hecht. (1997). *Optics 3rd edition*. Addison-Wesley (Reading, MA).
- Max Born and Emil Wolf. (1999). *Principles of Optics 7th edition*. UK: Cambridge University Press.