

Key Engineering Materials

Journals

Books

Engineering Research

- Applied Mechanics and Materials >
- Advances in Science and Technology >
- International Journal of Engineering Research in Africa >
- Advanced Engineering Forum >
- Journal of Biomimetics, Biomaterials and Biomedical Engineering >

Materials Science

- Defect and Diffusion Forum >
- Solid State Phenomena >
- Key Engineering Materials <**
- Materials Science Forum >
- Advanced Materials Research >
- Journal of Metastable and Nanocrystalline Materials >
- Journal of Nano Research >
- Diffusion Foundations >
- Nano Hybrids and Composites >

Special Book Collections

- Specialized Collections >
- Retrospective Collection >
- Foundations of Materials Science and Engineering >

Newsletter Subscription

First Name *

Last Name *

Email *

SUBSCRIBE

Subscribe to our Newsletter and get informed about new publication regularly and **special discounts for subscribers!**

Home > Key Engineering Materials > Details



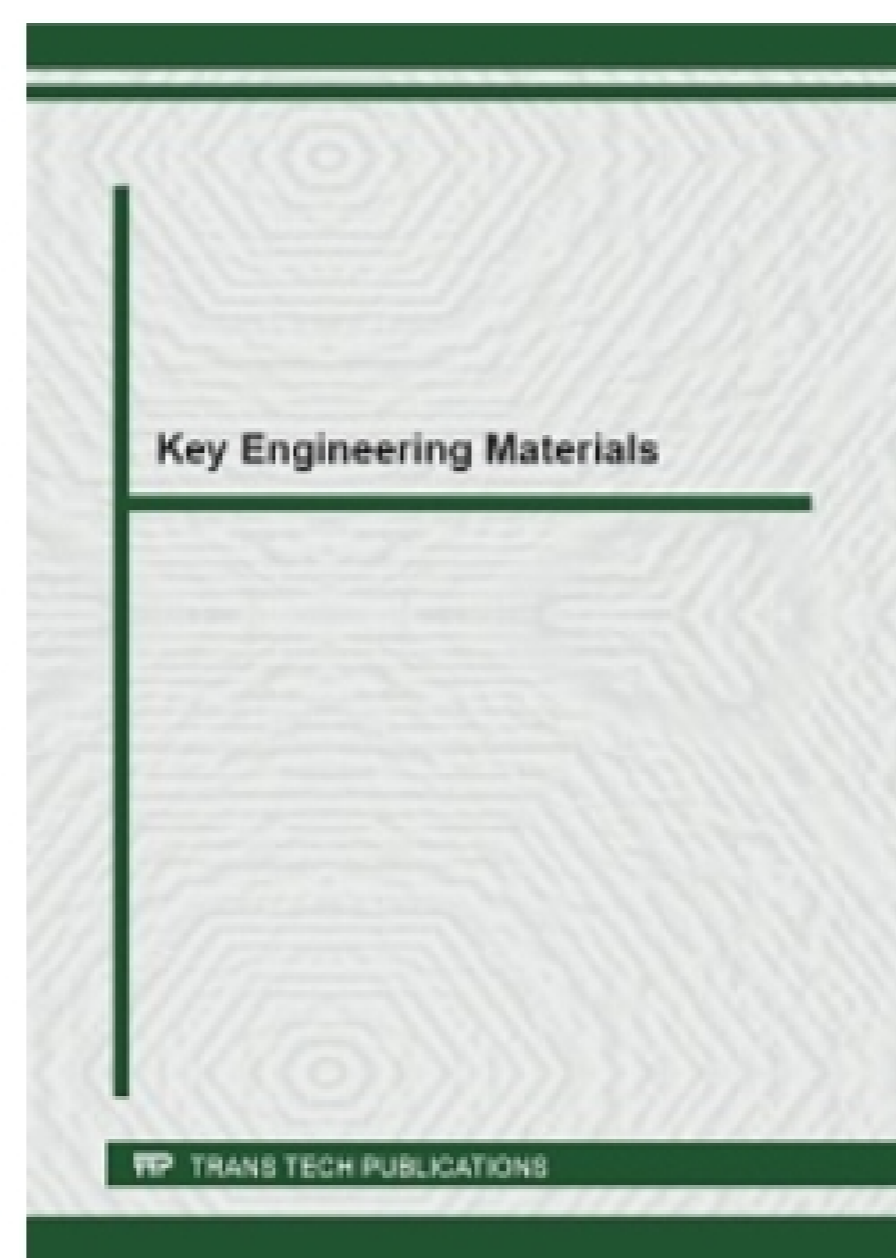
Key Engineering Materials - Details

ISSN: 1662-9795

Details

Volumes

Editorial Board



About:

"Key Engineering Materials" is a peer-reviewed periodical which covers entire range of basic and applied aspects of the synthesis and research, modelling, processing and application of advanced engineering materials. "Key Engineering Materials" is one of the largest periodicals in its field.

"Key Engineering Materials" specializes in the publication of thematically complete volumes from international conference proceedings and complete special topic volumes. We do not publish stand-alone papers by individual authors.

Authors retain the right to publish an extended and significantly updated version in another periodical.

All published materials are archived with [PORTICO](#) and [CLOCKSS](#).

- Abstracted/Indexed in:
- SCOPUS www.scopus.com.
 - REAXYS www.reaxys.com.
 - Ei Compindex www.ei.org/.
 - Inspec (IET, Institution of Engineering Technology) www.theiet.org.
 - Chemical Abstracts Service (CAS) www.cas.org.
 - Google Scholar scholar.google.com.
 - GeoRef www.americangeosciences.org/georef.
 - INIS Atomindex (International Nuclear Information System) <https://inis.iaea.org>.
 - Cambridge Scientific Abstracts (CSA) www.csa.com.
 - ProQuest www.proquest.com.
 - Ulrichsweb www.proquest.com/products-services/Ulrichsweb.html.
 - EBSCOhost Research Databases www.ebscohost.com/.
 - Zetoc zetoc.jisc.ac.uk.
 - EVISA <http://www.speciation.net/Public/Linklists/EVISA.html>.
 - Index Copernicus Journals Master List www.indexcopernicus.com.
 - WorldCat (OCLC) www.worldcat.org.


ISSN print 1013-9826 ISSN cd 1662-9809 ISSN web 1662-9795

Additional Information:

Please ask for additional information: kem@scientific.net
 34 volumes per year


Subscription

- WEB ACCESS 2021: Volumes 871 - 904 (34 Vols.)
- Access January - December 2021
- The Journal published as of 1982 - 2020: 870 Vols.
- Online Subscription Price 2021: EUR 2'710 / US\$ 2'980 (Option 1)
- Online Subscription Price 2021 with access only to all Back Volumes: EUR 3'910 / USD 4'290 (Option 2)
- Back Files purchase (perpetual access) on request (Option 3)
- Benefits to libraries: • Outright purchase • Perpetual access rights • Multiple concurrent users • Long-time preservation • COUNTER-compliant usage statistics • Pick & Choose licensing options as well as package options. • 24/7 access on www.scientific.net • Freedom to use offline or print • Advanced search options



Please contact us for all subscription options, including access to backvolumes, multisite & archival licensing at subscriptions@scientific.net

Share:





Scimago Journal & Country Rank Enter Journal Title, ISSN or Publisher Name

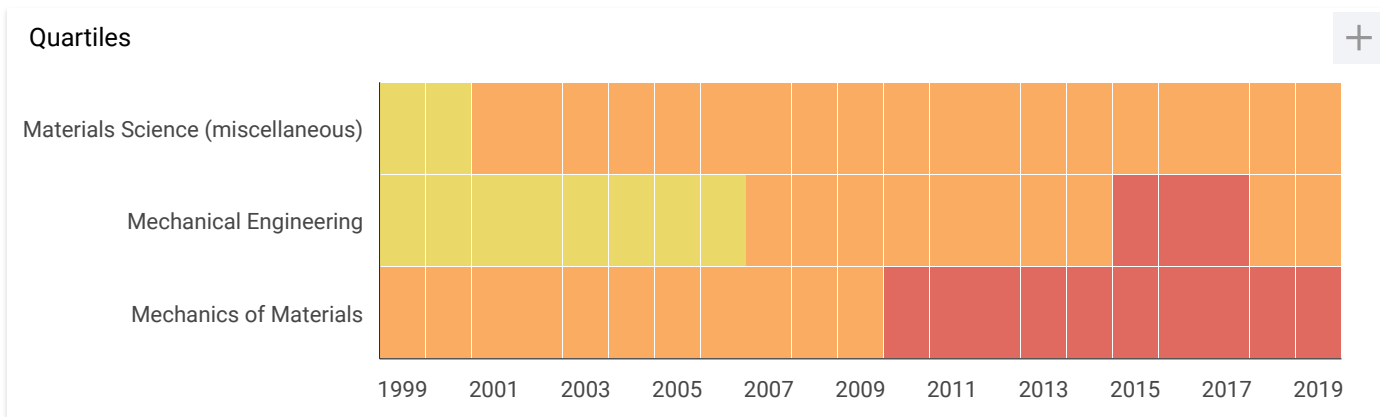
- Home
- Journal Rankings
- Country Rankings
- Viz Tools
- Help
- About Us

Key Engineering Materials

50

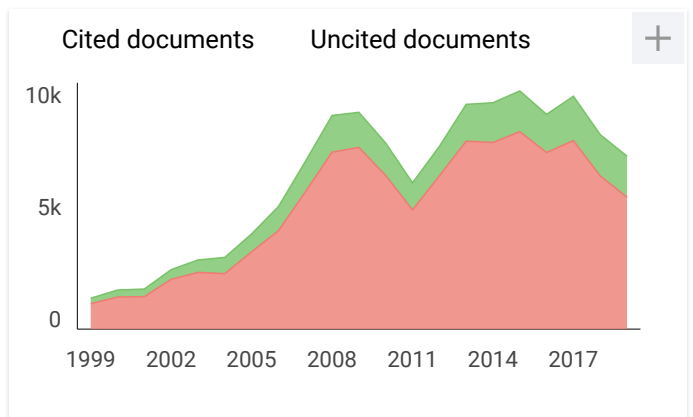
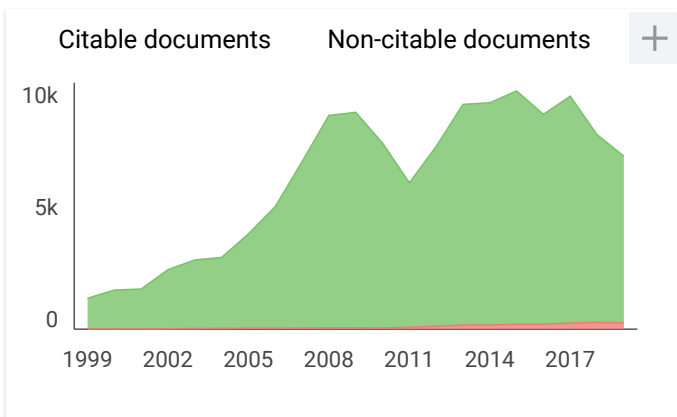
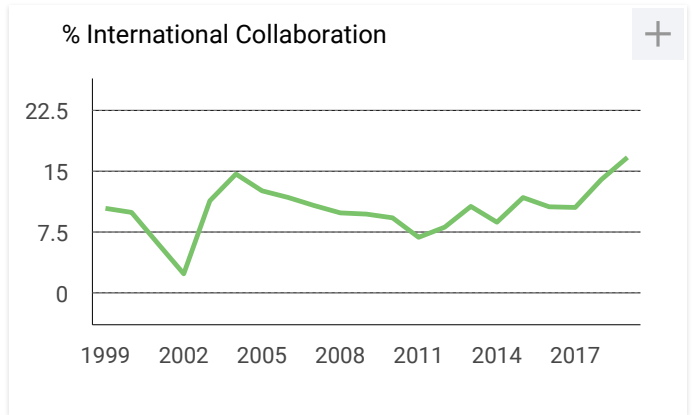
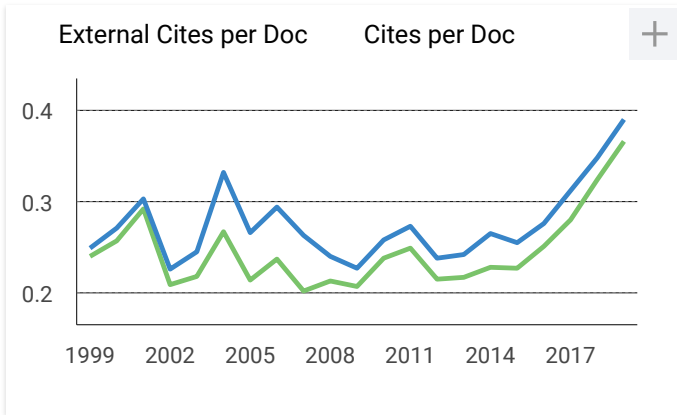
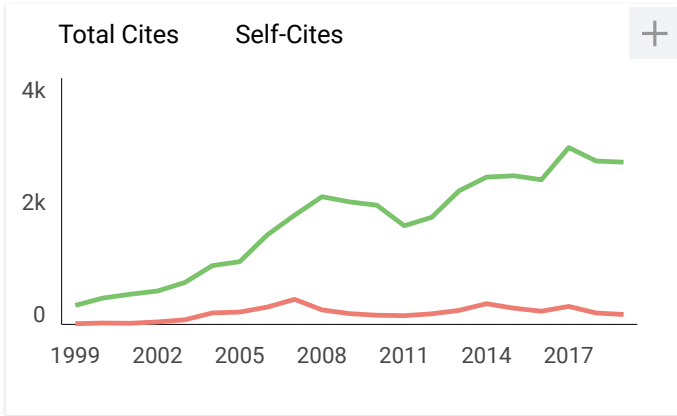
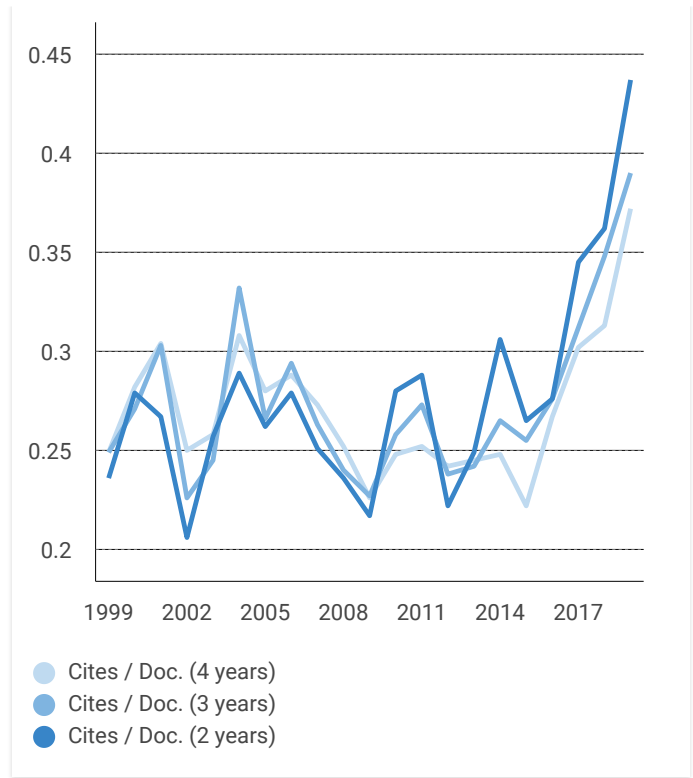
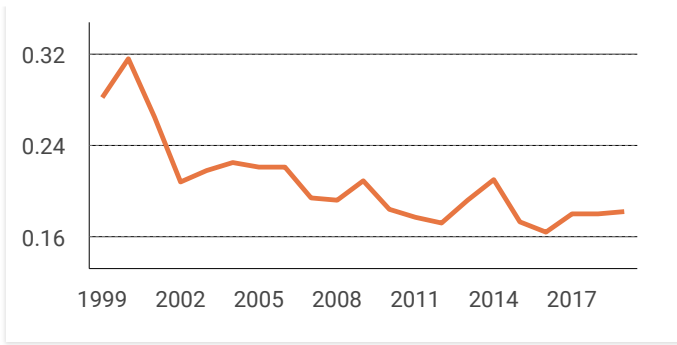
H Index

Country	Switzerland - Scimago SIR Ranking of Switzerland
Subject Area and Category	Engineering Mechanical Engineering Mechanics of Materials Materials Science Materials Science (miscellaneous)
Publisher	Trans Tech Publications
Publication type	Book Series
ISSN	10139826
Coverage	1982, 1986-1989, 1991, 1994-2020
Scope	<p>"Key Engineering Materials" is a peer-reviewed periodical which covers entire range of basic and applied aspects of the synthesis and research, modelling, processing and application of advanced engineering materials. "Key Engineering Materials" is one of the largest periodicals in its field. "Key Engineering Materials" specializes in the publication of thematically complete volumes from international conference proceedings and complete special topic volumes. We do not publish stand-alone papers by individual authors. Authors retain the right to publish an extended and significantly updated version in another periodical.</p>
	Homepage How to publish in this journal Contact
	Join the conversation about this journal



SJR +

Citations per document +



Key Engineering Materials

Materials Science (miscellaneous)
Q3 best quartile

SJR 2019
0.18

powered by scimagojr.com

← Show this widget in your own website

Just copy the code below and paste within your html code:

```
<a href="https://www.scimagojr.com/journalsearch.php?q=12378&tip=sid&clean=0"
```

Metrics based on Scopus® data as of April 2020

S **Sarmad Salih** 2 months ago

Dear Dr.

I asked about the fee for publication ??

Is it free or not?

Best regards

reply



Melanie Ortiz 2 months ago

SCImago Team

Dear Sarmad,

thank you for contacting us.

Unfortunately, we cannot help you with your request, we suggest you visit the journal's homepage or contact the journal's editorial staff , so they could inform you more deeply.

Best Regards, SCImago Team

K **khaled Mostafa** 6 months ago

Would you please notify me about the time at which our new publication in Key Eng Materials ,Vol, 842, 2020 will be in Scopus data base

reply



Melanie Ortiz 6 months ago

SCImago Team

Dear Khaled,

thank you for contacting us.

Unfortunately, we cannot help you with your request, we suggest you contact the editorial staff , so they could inform you more deeply.

Best Regards, SCImago Team

M **mostafa** 10 months ago

dear sir

is there a limit for pages published in one paper in this journal ?

thanks

reply



Melanie Ortiz 10 months ago

SCImago Team

Dear Mostafa,

thank you for contacting us.

Sorry to tell you that SCImago Journal & Country Rank is not a journal. SJR is a portal with scientometric indicators of journals indexed in Elsevier/Scopus.

Unfortunately, we cannot help you with your request, we suggest you to visit the journal's homepage or contact the Book serie's editorial staff , so they could inform you more deeply. Best Regards, SCImago Team

N **Nguyen Hoc Thang** 11 months ago

Key Engineering Materials is a peer-reviewed journal and has three kinds of ISSN numbers: ISSN print 1013-9826; ISSN web 1662-9795; ISSN cd 1662-9809 as known in <https://www.scientific.net/KEM/Details>

But SCImago Journal and Country Rank only defines it in:

Publication type Book Series

ISSN 1013-9826

Can you please revise it into:

Publication type Journal and Book Series

ISSN 1013-9826; 1662-9795; 1662-9809

Thanks and Regards

reply



Melanie Ortiz 11 months ago

SCImago Team

Dear Nguyen, SJR is a portal with scientometric indicators of journals indexed in Scopus. SJR has no authority over the data of the journals; they are the ones that Scopus sends to us. The metadata are property of Scopus. SCImago has a signed agreement that limits our performance to the generation of scientometric indicators derived from the metadata

sent in the last update. We suggest you to contact Scopus through this link to report the inconsistencies or modifications that you want to make in SCImago:
https://service.elsevier.com/app/answers/detail/a_id/14883/kw/scimago/supporthub/scopus/.
Best Regards, SCImago Team

D **D.Nagasamy Venkatesh** 11 months ago

Sir,

Could you inform me the impact factor and scopus ranking of Key Engineering Materials - Pharmaceutical and Biomedical Materials and Technology.

Looking forward to your reply,

With regards,

Dr.D.Nagasamy Venkatesh

reply



Melanie Ortiz 11 months ago

SCImago Team

Dear Nagasamy, SCImago Journal and Country Rank uses Scopus data, our impact indicator is the SJR. Check our web to locate the journal. We suggest you to consult the Journal Citation Report for other indicators (like Impact Factor) with a Web of Science data source. Best Regards, SCImago Team

A **Andrew E** 2 years ago

Hi,

When was the publication changed from journal to book series? Could you please give any advice on how to detect journals susceptible to change to book series.

Thanks,

reply

K **Kate** 2 years ago

When was the publication type of the journal " Key Engineering Materials" changed from journal to book series?

And, can you send an evidence of changed publication type to me?

Thanks

reply

T **Trung** 2 years ago

I search the journal "Key Engineering Materials" in this website and it shows that its rank is Q3. How do I know whether this journal is SCI or SCIE?

Usually, I check from the website "Clarivate Analytics" but this time, I do not understand why it cannot find the result
Please explain, thanks

reply



Elena Corera 2 years ago

SCImago Team

Dear Trung,

SCImago Journal and Country Rank uses Scopus data, our impact indicator is the SJR. Check our page to locate the journal. We suggest you consult the Journal Citation Report for other indicators (like Impact Factor) with a Web of Science data source.

Best Regards,
SCImago Team

Leave a comment

Name

Email

(will not be published)

I'm not a robot reCAPTCHA
Privacy - Terms

Submit

The users of Scimago Journal & Country Rank have the possibility to dialogue through comments linked to a specific journal. The purpose is to have a forum in which general doubts about the processes of publication in the journal, experiences and other issues derived from the publication of papers are resolved. For topics on particular articles, maintain the dialogue through the usual channels with your editor.

Developed by:



Powered by:



Follow us on @ScimagoJR

Scimago Lab, Copyright 2007-2020. Data Source: Scopus®

EST MODUS IN REBUS
Horatio (Satire 1,1,106)

Journals

Books

Engineering Research

Applied Mechanics and Materials >

Advances in Science and Technology >

International Journal of Engineering Research in Africa >

Advanced Engineering Forum >

Journal of Biomimetics, Biomaterials and Biomedical Engineering >

Materials Science

Defect and Diffusion Forum >

Solid State Phenomena >

Key Engineering Materials <

Materials Science Forum >

Advanced Materials Research >

Journal of Metastable and Nanocrystalline Materials >

Journal of Nano Research >

Diffusion Foundations >

Nano Hybrids and Composites >

Special Book Collections

Specialized Collections >

Retrospective Collection >

Foundations of Materials Science and Engineering >

Newsletter Subscription

First Name *

Last Name *

Email *

SUBSCRIBE

Subscribe to our Newsletter and get informed about new publication regularly and **special discounts for subscribers!**

Home » [Key Engineering Materials](#) » Editorial Board



Key Engineering Materials - Editorial Board

ISSN: 1662-9795

Details

Volumes

Editorial Board

Founding Editor

Fred H. Wohlbiert

Editor(s) in Chief

Prof. Erian A. Armanios

SEND MESSAGE

University of Texas at Arlington, Mechanical and Aerospace Engineering; 500 W. First Street, Woolf Hall 211, Box 19018, Arlington, USA, 76019-0018;

Editorial Board

Prof. Aldo Roberto Boccaccini

SEND MESSAGE

University of Erlangen-Nürnberg, Institute of Biomaterials, Department of Materials Science and Engineering; Cauerstrasse 6, Erlangen, 91058, Germany;

Dr. Li Chang

SEND MESSAGE

University of Sydney, School of Aerospace, Mechanical and Mechatronic Engineering; Sydney, Australia, 2006;

Prof. Yi Bing Cheng

SEND MESSAGE

Monash University, Department of Materials Science and Engineering; PO Box 197, Caulfield East, Australia, 3145;

Prof. Robert Danzer

SEND MESSAGE

Montanuniversität Leoben, Institut für Struktur- und Funktionskeramik; Peter-Tunner-Strasse 5, Leoben, A-8700, Austria;

Prof. Suong Van Hoa

SEND MESSAGE

Concordia University, Department of Mechanical and Industrial Engineering; 1455 Demaisonneuve West # EV 4-145, Montreal, Canada, H3G1M8;

Prof. Xiao Zhi Hu

SEND MESSAGE

University of Western Australia, School of Mechanical and Chemical Engineering; Perth, Australia, WA 6009;

Prof. Shankar Mall

SEND MESSAGE

Air Force Institute of Technology, Department of Aeronautics and Astronautics; 2950, Hobson Way, AFIT/ENY, Wright-Patterson AFB, USA, 45433-7765;

Prof. Mohamed A. Taha

SEND MESSAGE

Ain-Shms University, Department of Design and Production Engineering, Faculty of Engineering; Khalifa El-Maamon st, Abbasiya sq., Cairo, Egypt, 11566;

Prof. Alejandro Ureña Fernandez

SEND MESSAGE

Universidad Rey Juan Carlos (URJC), Department of Materials Science and Engineering; Tulipan s/n 28933, Mostoles, Madrid, Spain;

Prof. Dragan P. Uskokovic

SEND MESSAGE

Institute of Technical Sciences of the Serbian Academy of Sciences and Arts; Knez Mihailova 35/IV, Belgrade, Serbia;

Prof. Zhi Rui Wang

SEND MESSAGE

University of Toronto, Department of Materials Science and Engineering; 184 College Street, Toronto, Canada, M5S 3E4;

Prof. Ming Xing Zhang

SEND MESSAGE

University of Queensland, School of Mechanical and Mining Engineering; St. Lucia, Queensland, Australia, QLD 4072;



Table of Contents

Preface

Chapter 1: Metallurgical and Metalworking Technologies

Study on Factors which Make CBN Insert can Turn S45C Steel Have Surface Roughness Less than Ra 0.4 M. Sriswat, K. Kimapong and A. Chanchana	3
Weldability of Similar and Different Metallic Materials M.S. Kamil, F. Ayob, A. Ismail, B.A. Baharudin and A. Ismail	8
Computer Simulation and Analysis of the Parameters of the Drawing Process of Thin Wire from the Alloy Pd-5Ni S. Sidelnikov, K. Bindareva, E. Lopatina, V. Leonov, D. Voroshilov, O. Lebedeva, E. Rudnitskiy and V. Lopatin	13
Study of the Influence of Conditions of Combined Casting and Rolling-Extruding and Two-Stage Annealing on the Structure and Properties of Semi-Finished Electrical Products from an Al-Zr System Alloy V. Bespalov, S. Sidelnikov, D. Voroshilov, Y. Gorbunov, I. Konstantinov, E. Lopatina, E. Rudnitskiy, V. Bergardt, O. Yakiviyuk and A. Durnopyanov	19
Computer Modeling and Analysis of the Energy-Power Process Parameters of the Combined Machining of Alloys Al-Mg System S. Sidelnikov, A. Samchuk, D. Voroshilov, Y. Gorbunov, V. Ber, R. Galiev, R. Sokolov and V. Bespalov	25
Investigation of Side-Dam Plate in Single-Wheel Caster for Casting Rods T. Haga and T. Miyake	31
Forming of Small Projection on Roll-Cast A356 Strip by Cold Rolling and Small Groove on PET Plate Using A356 Die T. Haga and Y. Nakazawa	37
600 mm-Wide Strip Casting Using Single Roll Caster Equipped with Scraper T. Haga	43
Effect of Latent Heat of Aluminum Alloys on Bonding between Strips in Clad Strip Cast by a Twin-Roll Caster T. Haga	50

Chapter 2: Functional Ceramics and Fiber Composites

Mechanical Properties of PP/clay Nanocomposites Prepared from Masterbatch: Effect of Nanoclay Loadings and Re-Processing A. Chafidz, C. Tamzysi, L. Kistriyani, R.D. Kusumaningtyas and D. Hartanto	59
Influence of Sintering Temperature on Physical and Mechanical Properties of Hydroxyapatite-Calcium Titanate Composite S. Inthong, D.R. Sweatman, S. Eitssayeam and T. Tunkasiri	65
Physical and Mechanical Properties of $\text{Bi}_{0.5}(\text{Na}_{0.81}\text{K}_{0.19})_{0.5}\text{TiO}_3$ Ceramic Modified by KNbO_3 S. Inthong, C. Kruae-In, W. Thanomsiang, S. Kosolwattana, D.R. Sweatman, S. Eitssayeam and T. Tunkasiri	71
An Analysis of Air Permeability of Cotton-Fibre-Based Socks W.Y. Wang, K.T. Hui, C.W. Kan, K. Maha-In, S. Pukjaron, S. Wanitchottayanont and R. Mongkholrattanasit	76
Examining Moisture Management Property of Socks W.Y. Wang, K.T. Hui, C.W. Kan, K. Boontorn, K. Manarungwit, K. Pholam and R. Mongkholrattanasit	82
Mechanical and Rheological Properties of High Density Polyethylene Reinforced Polyvinyl Alcohol Fiber Composites A. Chafidz, R.M. Faisal, D.S. Fardhyanti, I. Kustiningsih and J. Suhartono	88

Nanomaterial Production by Arc Discharge Sputtering of Silicon-Graphite and Silica-Graphite Composite Anodes A.V. Zaikovskii	94
Corrosion Behaviors of Reinforcing Steel in Concrete with Various Moisture Contents Z.L. Cao	100

Chapter 3: Chemical Technologies in Environmental Engineering, Bioindustry and Energy Production

Predictive Study of Combustion Temperature of Liquefied Petroleum Gas (LPG) on the Spherical Packed-Bed Porous Burner R. Peamsuwan, A. Klamnoi, N. Yotha and B. Krittacom	109
The Influence of Stainless Steel Mesh Porous Burner on Drying Kinetics of Nile Tilapia P. Waramit, A. Namkhat and U. Teeboonma	116
Green Synthesis of Iron Oxide Nanoparticles for Lead Removal from Aqueous Solutions L.P. Lingamdinne, J.R. Koduru and R. Rao Karri	122
Microwave Assisted Extraction (MAE) Process of Tannin from Mangrove Propagules Waste as Natural Dye for Coloring <i>Batik tulis</i> P.A. Handayani, A. Chafidz, N.S. Ramadani and D. Kartika	128
"Green" Bleaching Process of Sugar Palm (<i>Arenga pinnata</i>) Flour by Using Sodium Salt and Ozone Technology W.D.P. Rengga, R. Wulansarie, A. Chafidz, T.M. Amin, P.A. Handayani, H. Abdillah and M.F. Fauzan	134
Fundamentals and Applications of Red Light-Emitting Diodes (LEDs) <i>In Vitro</i> Plant Growth on Tomato <i>Lycopersicon esculentum Mill</i> N.P. Thien	141
Production of Microsphere Polystyrene Using Solution Enhanced Dispersion by CO₂ Supercritical Fluids (SEDS) A. Chafidz, U. Rofiqah, Sumarno, Megawati, M. Kaavessina and T. Jauhary	146

Chapter 4: Materials and Technologies in Construction

Geometric Analysis of a Modular, Deployable and Reusable Structure F.A. Gonzalo, M. Molina, C. Lorenzo, M.I. Castilla, P.D. Gomez, M.J. Garcia and J.C. Sancho	155
Study on Service Life of OPC and HPC in Marine Environment H.Y. Chen	161
Confinement Shear Effect in Fiber Composites P.Z. Zhang and J.X. Liu	170
Original Experimental Campaign of Indentation Instrumented on Aggregates of Non-Hazardous Waste Incineration Bottom Ash to Study the Heterogeneity of their Rigidity L. Sow, S. Kamali-Bernard, G. Mauvoisin, O. Bartier and F. Bernard	177

Chapter 5: Mechanical Properties and Durability of Structural Materials

Failure on Bearing Cooler Coils Connector of Hydroelectric Power Plant M. Nurbanasari, T.S. Purwanto, T. Kristyadi and D. Syamsurizal	185
Buckling Analysis of Variable Stiffness Composite Cylindrical Shells Based on Hermite Curves C.B. Nian, X.P. Wang and J.Y. Pei	191
Elastoplastic Equilibrium of a Hollow Thick-Walled Radially Inhomogeneous Ball V. Andreev	198
Stresses Analysis of Hypocycloidal Gear Transmissions C.M. Tan and M.Y. Chang	204

Mechanical and Rheological Properties of High Density Polyethylene Reinforced Polyvinyl Alcohol Fiber Composites

Achmad Chafidz¹, Faisal RM^{1,a}, Dewi Selvia Fardhyanti²,
Indar Kustiningsih³, Jono Suhartono⁴

¹Chemical Engineering Department, Universitas Islam Indonesia, Yogyakarta 55584, Indonesia

²Chemical Engineering Department, Universitas Negeri Semarang, Semarang 50229, Indonesia

³Chemical Engineering Department, Universitas Sultan Ageng Tirtayasa, Cilegon 42435, Indonesia

⁴Chemical Engineering Department, Institut Teknologi Nasional, Bandung 40124, Indonesia

^afaisal.rm@uii.ac.id

Keywords: High density polyethylene, Polyvinyl alcohol fiber, Composites, Flexural strength, Complex viscosity

Abstract. In the current study, high density polyethylene filled polyvinyl alcohol fiber composites have been made via melt compounding process using a twin screw extruder. Four different fiber loadings (0, 5, 10, 20 wt%) together with HDPE matrix were mixed and melt blended with the extruder. The prepared composites were tested for their melt rheological properties, mechanical properties, FT-IR spectra, and water absorption behavior. Rheological test results exhibited that complex viscosity of the composites were higher than the neat HDPE and increased with the increase of PVA loadings. Moreover, the improvement of complex viscosity was more prominent at higher PVA loadings (i.e. PVAC-10 and PVAC-20) than at the lower one (PVAC-5). The flexural modulus and strength were higher for the all composites samples when compared to the neat HDPE, indicating that the incorporation of PVA fiber has successfully improved the mechanical (i.e. flexural) properties of the HDPE/PVA fiber composites. The FTIR analysis results prevailed the appearance of C=O spectrum at 2361 cm^{-1} that corresponding to carbonyl bond of PVA fiber on the whole composites. Additionally, from the water uptake test, the degree of water absorption of the composites increased with the fiber loadings.

Introduction

Poly(vinyl alcohol) (PVA) fiber is also known in Japan as “vinyon” or in United States as “vinal”. This fiber has been used as reinforcing material for plastic since last century. This fiber has interesting features, e.g. good mechanical properties, good resistance to chemicals like acid and natural conditions, low/competitive price, widely available in the market. These will make PVA fiber will continuously become good reinforcing material for worldwide applications [1].

Research studies in the field of using PVA fiber as reinforcement in polymeric materials are still limited, which makes this research area is interesting. Most of research studies focused more in the use of PVA fiber as reinforcement on engineering Cementous composite (ECC) for construction, where cement/mortar acted as the matrix. Whereas, several literatures that reported about the use of PVA as reinforcement material in polymer composites are as follow: Chafidz et al. [2] studied the dynamic mechanical thermal analysis (DMTA) of PVA fiber reinforced HDPE composites. They found that storage modulus of the composites improved with the increase of PVA fiber concentrations, indicating that the stiffness of the composites has improved. Li et al. [3] studied about short PVA fiber reinforced geopolymer composites (SFRGCs) via melt extrusion. They reported that the SFRGCs could be prepared without any rheological modifier. The resulted composites also showed an increase in the ductility of SFRGCs, which changed the properties from brittle to ductile.

Wu and Shen [4] studied the effect of irradiated HDPE incorporation to the HDPE/PVA fiber composites. They found that the yield strength and impact strength of the HDPE/PVA fiber composites considerably improved. Additionally, it has been well-known that the melt rheological properties are the important factors to understand the melt processability as well as internal morphology of the polymer composites [5]. Therefore, it is important to study the melt rheological properties of the polymer composites studied. In this study, we have developed HDPE composites using PVA fiber as reinforcement. The composites were made by melt compounding/blending method utilizing a twin screw extruder and followed by injection molding machine to prepare standard samples. The effects of relative weight fraction of the PVA fibers on the mechanical properties (e.g. flexural strength), rheological properties, FT-IR spectra, and water absorption behavior of the composites have been investigated.

Experimental

Materials. High Density Polyethylene (HDPE) used as a matrix was an injection molding grade, which obtained from a local market in Saudi Arabia. It has melt index of 30 g/10min (at 3 kg and 190°C) and density of 954 kg/m³. Whereas, the poly (vinyl alcohol) (PVA) fiber was supplied by Kuraray, Japan. From the manufacturer's datasheet, the fiber length was 8 mm. Prior to the composites fabrication, the PVA fiber and HDPE pellets were manually mixed and put in the oven at 70°C for 24 hours to reduce the moisture content. Fig. 1 shows the physical appearance of HDPE pellets and PVA fiber.




Fig. 1 Physical appearance of a) HDPE pellets, and b) PVA fiber.

Preparation of Composites. To prepare the composites, the mixed and dried HDPE matrix and PVA fiber were melt compounded with different contents of PVA fiber (ranging from 5% to 30%) by using a twin screw extruder (TSE), Farrel FTX-20, United Kingdom. The TSE was run at die temperature of 200°C and screw speed of 17 rpm. The molten composites that coming out from the die was directly immersed thorough cooling-water bath, then air dried and pelletized. The pellets were then put in oven at 100°C for 2 hours to reduce the moisture content. Afterward, they were fed into an injection molding machine, Super Master Series SM 120, Asian Plastic Machinery Co., China to make ASTM standard molded samples. The cooling-water temperature used to cool the mold was 15°C. The detail processing conditions for the injection molding machine are shown in Table 1. The composites samples were referred to as PVA-0, PVA-5, PVA-10, and PVA-20 for the addition of PVA fiber at 0, 5, 10, 20 wt% loadings, respectively. The PVA-30 was excluded from the characterization step since the composites failed to obtain as it very easy to cut and break when it came out from the die.

Table 1 Processing parameters of the injection molding machine.

Injection pressure (bar)	Temperature (°C)				Screw speed (rpm)	Cooling time (sec)	Total Cycle time
	T 1	T 2	T 3	Feed			
600	T 1	T 2	T 3	Feed	200	20	40

Characterization of Composites. The prepared composites were then characterized by melt rheological test, flexural test, FT-IR analysis, water uptake analysis.

Melt rheological analysis. The melt rheological properties of the HDPE/PVA fiber composites was characterized by a rheometer ARG2, TA Instruments, USA. The test was done on parallel plate geometry. The sample used in the test was a square plate of 25 mm x 25 mm with thickness of 3.2 mm. Additionally, the test was done in frequency sweep procedure at constant temperature of 150°C; Strain of 0.01%; and angular frequency range of 0.1 – 6228.3 rad/s. Before starting the melt rheological test, once the temperature was stable at 150°C for a while, the excess of molten sample (if any) was cleaned to make sure the measurement is validated. The result of the melt rheological test was the plot of complex viscosity, $|\eta^*|$ versus angular frequency, ω .

Flexural test. One of important mechanical properties is flexural (i.e. modulus, strength). The flexural test was done on Hounsfield H100 KS testing machine based on ASTM D-790 standard. The test specimens had dimensions of 3.2 × 12.7 × 119 (mm). The test was done at a loading speed 20 mm/min and span range 40 mm. Flexural strength was calculated from the records of the computer connected to the testing unit.

Fourier Transform Infrared (FTIR) Spectroscopy. Nicolet iZ-10 spectrophotometer was used to obtain FTIR spectra of PVA fiber composites from 600 to 4000 cm^{-1} .

Water uptake test. The water uptake test based on method ASTM D-570 was done to determine the amount of water absorbed by composites. Prior to test the sample was dried in an air convection oven at 100°C for 2 h. Then the specimen was put in a dish of distilled water at ambient temperature for 1h, 6h, 24h, 48h, 96h, 120h, 144h, and 192h. The test specimen was a bar with 28 mm long, 12.7 mm wide and 3.2 mm thick. For measurement, the specimen was taken out from the water, wiped with a dry cloth, and immediately weighed.

Results and Discussion

Melt Rheological Properties. The complex viscosity, $|\eta^*|$ versus angular frequency, ω of HDPE/PVA fiber composites measured at fixed temperature of 150°C is shown in Fig. 2. As seen in the figure, the complex viscosity of the composites were higher than that of neat HDPE. Furthermore, the improvement of complex viscosity was more prominent at higher PVA loadings (i.e. PVAC-10 and PVAC-20) than at the lower one (PVAC-5). It was most likely due to the incorporation of PVA fiber in the HDPE matrix, which hindered the HDPE molecular chains mobility in the melt state. As the PVA fiber content increased, the interfacial area shared by the PVA fiber and the neat HDPE also increased, and thus the HDPE chains mobility of became more hindered, which led to the increase of $|\eta^*|$ of the composites. Additionally, as seen in Fig. 2, the increase of $|\eta^*|$ was more significant at low ω region (0.1-10 rad/s) rather than at high ω region (10 – 628.3 rad/s). It can be explained that at high ω region, the PVA fibers tend to align with the HDPE matrix, and thus the possibility of the collision between fiber to fiber was much lower, which resulted in less complex viscosity of the composites at high ω region [6].

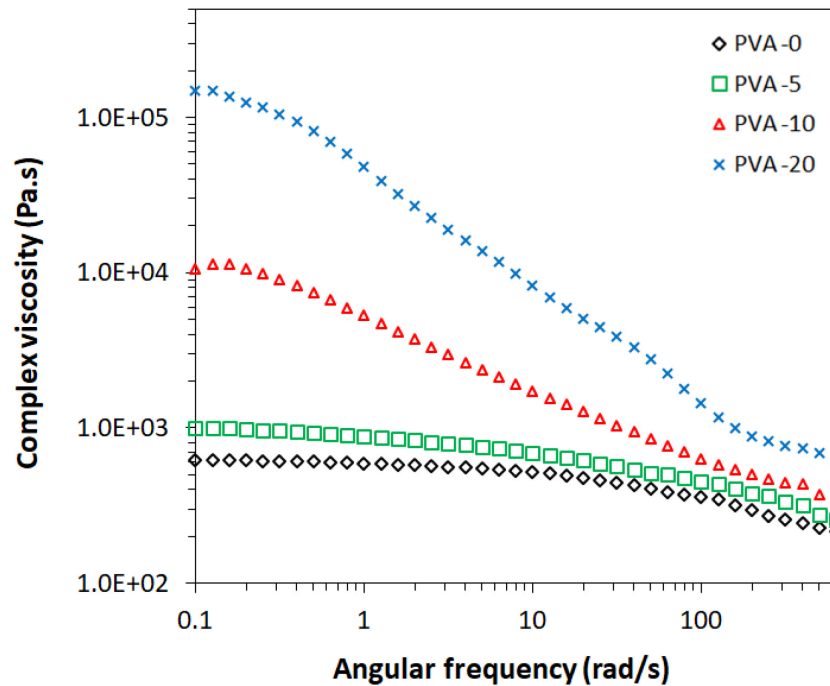


Fig. 2 Complex viscosity, $|\mu^*|$ versus angular frequency (ω) of the composites.

Flexural Strength. The flexural modulus and strength of the HDPE/PVA fiber composites are listed in Table 2. As seen in the table, the flexural modulus was higher for the whole composites when compared to the neat HDPE, indicating that the addition of PVA fiber has successfully improve the mechanical (i.e. flexural) properties of the HDPE/PVA fiber composites. The percentage improvement in flexural strength, resulting from the reinforcement of the HDPE matrix by PVA fiber was 5%, 10%, and 33% for PVA-5, PVA-10, and PVA-20, respectively. Whereas, the percentage improvement in flexural modulus was 15%, 21%, and 73% for PVA-5, PVA-10, and PVA-20, respectively.

Table 2 Flexural properties of HDPE/PVA fiber composites.

Sample	Flexural Strength (MPa)	Flexural Modulus (GPa)
PVA-0	30.69	0.93
PVA-5	32.23	1.07
PVA-10	33.83	1.13
PVA-20	40.86	1.61

Fourier Transform Infrared (FTIR) Analysis. The spectra of neat HDPE, PVA fiber, and their composites are shown in Fig. 3. The broad absorption band in the region around 2916 cm^{-1} and 2848 cm^{-1} could be attributed to $-\text{CH}_2$ stretching. The peaks for the $-\text{CH}_2$ bending was observed at 1462 cm^{-1} , furthermore spectrum 718.9 cm^{-1} could be considered as $-\text{CH}=\text{CH}-$ (cis). These bands are shown in neat HDPE and all of composites. These spectrums could be attributed to the hydrocarbon bonding from HDPE, in which as the fiber content increases the HDPE content will decrease. The spectrum peak on 2360 cm^{-1} is also shown clearly, which corresponding to $\text{C}=\text{O}$ and appears only on the composites and the intensity also become larger with increasing on fiber content. This last peaks could be noticed as carbonyl bond of PVA fiber. Moreover, the sharpness of the peaks in composite spectrum showed regularity in polymer molecular chain. It can be noticed from IR spectra investigation that PVA fiber disperse well within the HDPE matrix.

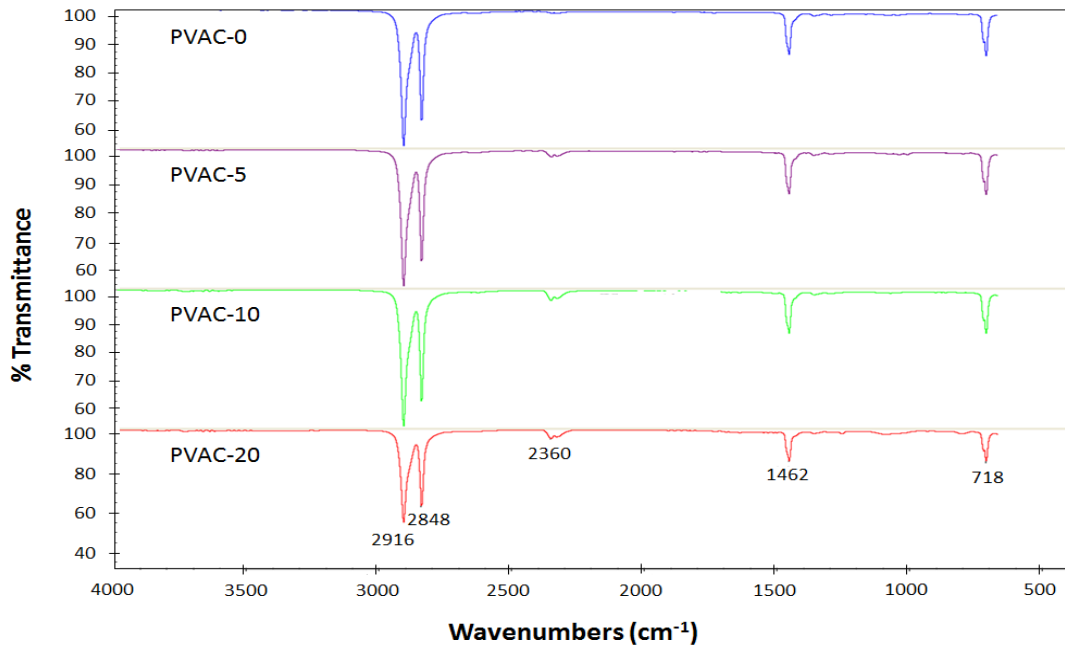


Fig. 3 FT-IR spectra of neat HDPE, PVA fiber, and HDPE/PVA fiber composites.

Water Uptake Test. The water uptake test in the form of water absorption behavior of HDPE/PVA fiber composites is exhibited in Fig. 4. As seen in the figure, the amount of water absorbed increased with increasing fiber loadings. From the water absorption curves in Fig. 4, it can be seen that the water absorption gradually increased and then it leveled off, which attributed to the equilibrium [7], which was taken at period of 144 hours. The significant increase was shown at composites with 20 wt% PVA loading, which was about seven times higher than the neat HDPE at equilibrium point. Since the PVA fiber is hydrophilic material, it was expected that amount of water absorbed by the composite increased with the increase of the fiber loading. The PVA fibers swollen due to the absorbed water, which led to the development of shear-stress throughout the interface between the matrix and the fiber. This resulted in the debonding and delamination of the composites. Additionally, water absorption could also be associated to the capillary phenomenon, where the presence of hydroxyl groups improves the water absorption by the formation of hydrogen bonds [7].

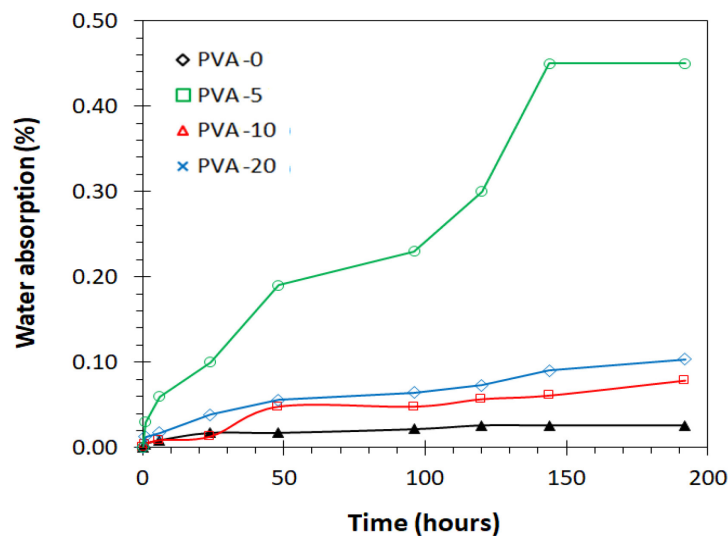


Fig. 4 Water absorption behavior of HDPE/PVA fiber composites

Conclusion

Rheological test results exhibited that the complex viscosities of the HDPE/PVA composites were higher than that the neat HDPE. Furthermore, the improvement of complex viscosity was more prominent at higher PVA loadings (i.e. PVAC-10 and PVAC-20) than at the lower one (PVAC-5). The flexural modulus and strength were higher for the all composites samples when compared to the neat HDPE, indicating that the incorporation of PVA fiber has successfully improved the mechanical (i.e. flexural) properties of the HDPE/PVA fiber composites. The percentage improvement in flexural strength, resulting from the reinforcement of the HDPE matrix by PVA fiber was 5%, 10%, and 33% for PVA-5, PVA-10, and PVA-20, respectively. Whereas, the percentage improvement in flexural modulus was 15%, 21%, and 73% for PVA-5, PVA-10, and PVA-20, respectively. The FTIR analysis results prevailed the appearance of C=O spectrum at 2361 cm⁻¹ that corresponding to carbonyl bond of PVA fiber on the whole composites. Additionally, from the water uptake test, the amount of water absorbed by the composites increased with increasing fiber loadings.

References

- [1] S. F. U. Ahmed and H. Mihashi, Strain hardening behavior of lightweight hybrid polyvinyl alcohol (PVA) fiber reinforced cement composites. *Mater. Struct.* 44 (2011) 1179-1191.
- [2] A. Chafidz, U. Rofiqah, T. Mutiara, M. Rizal, M. Kaavessina and D. Hartanto, Poly (Vinyl Alcohol) Fiber Reinforced High Density Poly (Ethylene) Composites: Dynamic Mechanical Thermal Analysis. *Key Eng. Mater.* 773 (2018) 46-50.
- [3] Z. Li, Y. Zhang and X. Zhou, Short fiber reinforced geopolymer composites manufactured by extrusion. *J. Mater. Civil Eng.* 17 (2005) 624-631.
- [4] S. Wu, G. Ji and J. Shen, A study on ultraviolet irradiation modification of high-density polyethylene and its effect in the compatibility of HDPE/PVA fibre composites. *Mater. Lett.* 57 (2003) 2647-2650.
- [5] A. Chafidz, M. Kaavessina, S. Al-Zahrani and M. N. Al-Otaibi, Rheological and mechanical properties of polypropylene/calcium carbonate nanocomposites prepared from masterbatch. *J. Thermoplast. Compos. Mater.* 29 (2006) 593-622.
- [6] J. George, R. Janardhan, J. S. Anand, S. S. Bhagawan and S. Thomas, Melt rheological behaviour of short pineapple fibre reinforced low density polyethylene composites. *Polymer* 37 (1996) 5421-5431.
- [7] L. Uma Devi, K. Joseph, K. Manikandan Nair and S. Thomas, Ageing studies of pineapple leaf fiber-reinforced polyester composites. *J. Appl. Polym. Sci.* 94 (2004) 503-510.