



**IATPI**

**SINTA 2**  
Science and Technology Index

Volume 3 Number 1 October 2019

p-ISSN 2579-9150

e-ISSN 2579-9207

# Indonesian Journal of Urban and Environmental Technology

Accredited SINTA 2 by Ministry of Research, Technology,  
and Higher Education of The Republic of Indonesia  
No. 23/E/KPT/2019 on August 8th, 2019 from  
October 1st, 2018 to September 30th, 2023

Department of Environmental Engineering  
Faculty of Landscape Architecture and Environmental Engineering (FALTL)  
Universitas Trisakti, Jakarta, Indonesia  
in associated with Ikatan Ahli Teknik Penyehatan dan Teknik Lingkungan Indonesia (IATPI)

[indones.j.urban.environ.technol.](http://indones.j.urban.environ.technol.)

Vol. 3

No. 1


pp. 1 - 122

Jakarta,  
October 2019

p-ISSN  
2579-9150

Home (<https://www.trijurnal.lemlit.trisakti.ac.id/index.php/urbanenvirotech/index>)

/ Archives (<https://www.trijurnal.lemlit.trisakti.ac.id/index.php/urbanenvirotech/issue/archive>) / Volume 3, Number 1, October 2019



(<https://www.trijurnal.lemlit.trisakti.ac.id/index.php/urbanenvirotech/issue/view/681>)

**DOI:** <https://doi.org/10.25105/urbanenvirotech.v3i1> (<https://doi.org/10.25105/urbanenvirotech.v3i1>)

**Published:** 2019-10-30

Front Cover Vol. 3 No. 1 October 2019 (<https://www.trijurnal.lemlit.trisakti.ac.id/index.php/urbanenvirotech/article/view/5880>)

PDF (<https://www.trijurnal.lemlit.trisakti.ac.id/index.php/urbanenvirotech/article/view/5880/4635>)

| Abstract views: 735 | PDF Download: 809 |

<https://doi.org/10.25105/urbanenvirotech.v3i1.5880> (<https://doi.org/10.25105/urbanenvirotech.v3i1.5880>)

Preface Vol. 3 No. 1 October 2019 (<https://www.trijurnal.lemlit.trisakti.ac.id/index.php/urbanenvirotech/article/view/5881>)

PDF (<https://www.trijurnal.lemlit.trisakti.ac.id/index.php/urbanenvirotech/article/view/5881/4636>)

| Abstract views: 881 | PDF Download: 905 |

<https://doi.org/10.25105/urbanenvirotech.v3i1.5881> (<https://doi.org/10.25105/urbanenvirotech.v3i1.5881>)

## Articles

**CONTINUOUS PIGGERY WASTEWATER TREATMENT WITH ANAEROBIC BAFFLED REACTOR (ABR) BY BIO-ACTIVATOR EFFECTIVE MICROORGANISMS (EM4)** (<https://www.trijurnal.lemlit.trisakti.ac.id/index.php/urbanenvirotech/article/view/5095>)

I Wayan Koko Suryawan, Gita Prajati, Anshah Silmi Afifah, Muhammad Rizki Apritama, Yosef Adicita  
1-12

PDF (<https://www.trijurnal.lemlit.trisakti.ac.id/index.php/urbanenvirotech/article/view/5095/pdf>)

| Abstract views: 1327 | PDF Download: 945 |

<https://doi.org/10.25105/urbanenvirotech.v3i1.5095> (<https://doi.org/10.25105/urbanenvirotech.v3i1.5095>)

**CONCENTRATION OF HEAVY METALS IN THE SOIL AND PLANTS AROUND WASTE DUMPSITES IN ENUGU METROPOLIS, NIGERIA** (<https://www.trijurnal.lemlit.trisakti.ac.id/index.php/urbanenvirotech/article/view/5798>)

M. N. Okeke, Paul Chukwuka Eze, C. N. Eze  
13-27

PDF (<https://www.trijurnal.lemlit.trisakti.ac.id/index.php/urbanenvirotech/article/view/5798/pdf>)



| Abstract views: 1093 | PDF Download: 801 |


<https://doi.org/10.25105/urbanenvirotech.v3i1.5798> (<https://doi.org/10.25105/urbanenvirotech.v3i1.5798>)

**MATERIAL FLOW ANALYSIS OF WASTE BANK ACTIVITIES IN INDONESIA: CASE STUDY OF MEDAN CITY** (<https://www.trijurnal.lemlit.trisakti.ac.id/index.php/urbanenvirotech/article/view/5473>)

Hafizhul Khair, Iga Yusmaidah Siregar, Indriyani Rachman, Toru Matsumoto  
28-46

PDF (<https://www.trijurnal.lemlit.trisakti.ac.id/index.php/urbanenvirotech/article/view/5473/pdf>)

|  Abstract views: 1301 |  PDF Download: 952 |


 <https://doi.org/10.25105/urbanenvirotech.v3i1.5473> (<https://doi.org/10.25105/urbanenvirotech.v3i1.5473>)

### THE CURRENT STATUS AND STEPS TOWARDS SUSTAINABLE WASTE MANAGEMENT IN THE DEVELOPING COUNTRIES: A CASE STUDY OF PESHAWAR-PAKISTAN (<https://www.trijurnal.lemlit.trisakti.ac.id/index.php/urbanenvirotech/article/view/5520>)

Muhammad Waqas  
47-66

PDF (<https://www.trijurnal.lemlit.trisakti.ac.id/index.php/urbanenvirotech/article/view/5520/pdf>)



|  Abstract views: 1135 |  PDF Download: 798 |


 <https://doi.org/10.25105/urbanenvirotech.v3i1.5520> (<https://doi.org/10.25105/urbanenvirotech.v3i1.5520>)

### A STUDY OF POLLUTION LOAD CAPACITY OF THE INDUSTRIAL SECTOR IN CIBABAT RIVER IN THE WATERSHED OF CITARUM RIVER (<https://www.trijurnal.lemlit.trisakti.ac.id/index.php/urbanenvirotech/article/view/5569>)

Mochammad Fariq Yogaswara, Iwan Juwana, Yenita Sandra Sari, Haroon Bakari  
67-83

PDF (<https://www.trijurnal.lemlit.trisakti.ac.id/index.php/urbanenvirotech/article/view/5569/pdf>)



|  Abstract views: 1393 |  PDF Download: 893 |


 <https://doi.org/10.25105/urbanenvirotech.v3i1.5569> (<https://doi.org/10.25105/urbanenvirotech.v3i1.5569>)

### COMPARISON OF GLOBAL WARMING POTENTIAL-IMPACT ON THE HANDLING OF THE HAZARDOUS-SLUDGE FROM THE CENTRALIZED INDUSTRIAL-WASTEWATER TREATMENT PLANT (<https://www.trijurnal.lemlit.trisakti.ac.id/index.php/urbanenvirotech/article/view/5530>)

Rijal Hakiki, Maryani Paramita Astuti, Temmy Wikaningrum  
84-102

PDF (<https://www.trijurnal.lemlit.trisakti.ac.id/index.php/urbanenvirotech/article/view/5530/pdf>)



|  Abstract views: 1095 |  PDF Download: 756 |


 <https://doi.org/10.25105/urbanenvirotech.v3i1.5530> (<https://doi.org/10.25105/urbanenvirotech.v3i1.5530>)

### HORSETAIL PLANT PHYTOREMEDIATION POTENTIAL IN THE DECREASE OF HEAVY METAL IRON (Fe) IN LEACHATE AT CILOWONG'S LANDFILL AREA SERANG CITY (<https://www.trijurnal.lemlit.trisakti.ac.id/index.php/urbanenvirotech/article/view/5478>)

Fitri Dwirani, Ade Ariesmayana, Agung Sudrajad, Irvan Nurhakim, Deni Ihwanudin Firdaus  
103-122

PDF (<https://www.trijurnal.lemlit.trisakti.ac.id/index.php/urbanenvirotech/article/view/5478/pdf>)


|  Abstract views: 1261 |  PDF Download: 749 |

 <https://doi.org/10.25105/urbanenvirotech.v3i1.5478> (<https://doi.org/10.25105/urbanenvirotech.v3i1.5478>)

### Back Cover Vol. 3 No. 1 October 2019 (<https://www.trijurnal.lemlit.trisakti.ac.id/index.php/urbanenvirotech/article/view/5882>)

PDF (<https://www.trijurnal.lemlit.trisakti.ac.id/index.php/urbanenvirotech/article/view/5882/pdf>)

|  Abstract views: 780 |  PDF Download: 860 |

 <https://doi.org/10.25105/urbanenvirotech.v3i1.5882> (<https://doi.org/10.25105/urbanenvirotech.v3i1.5882>)

#### SUB MENU

[Author Guideline \(<https://trijurnal.lemlit.trisakti.ac.id/index.php/urbanenvirotech/about/submissions>\)](https://trijurnal.lemlit.trisakti.ac.id/index.php/urbanenvirotech/about/submissions)

[Publication Ethics \(<https://trijurnal.lemlit.trisakti.ac.id/index.php/urbanenvirotech/ethics>\)](https://trijurnal.lemlit.trisakti.ac.id/index.php/urbanenvirotech/ethics)

[Editorial Boards \(<https://trijurnal.lemlit.trisakti.ac.id/index.php/urbanenvirotech/editorialboards>\)](https://trijurnal.lemlit.trisakti.ac.id/index.php/urbanenvirotech/editorialboards)

[Reviewers \(<https://trijurnal.lemlit.trisakti.ac.id/index.php/urbanenvirotech/reviewer>\)](https://trijurnal.lemlit.trisakti.ac.id/index.php/urbanenvirotech/reviewer)

[Reviewer Application \(<https://forms.gle/MUL2gXfExErEXqzt9>\)](https://forms.gle/MUL2gXfExErEXqzt9)

[Unique Visitors \(\[http://statcounter.com/p11334010/summary/?account\\\_id=7041308&login\\\_id=1&code=4f3815b2f59e94afb2a04486bbaa951b&guest\\\_login=1\]\(http://statcounter.com/p11334010/summary/?account\_id=7041308&login\_id=1&code=4f3815b2f59e94afb2a04486bbaa951b&guest\_login=1\)\)](http://statcounter.com/p11334010/summary/?account_id=7041308&login_id=1&code=4f3815b2f59e94afb2a04486bbaa951b&guest_login=1)

[Contact \(<https://trijurnal.lemlit.trisakti.ac.id/index.php/urbanenvirotech/about/contact>\)](https://trijurnal.lemlit.trisakti.ac.id/index.php/urbanenvirotech/about/contact)

#### POLICIES

Focus and Scope (<https://www.trijurnal.lemlit.trisakti.ac.id/index.php/urbanenvirotech/about#focusAndScope>)

Section Policies (<https://www.trijurnal.lemlit.trisakti.ac.id/index.php/urbanenvirotech/about#sectionPolicies>)

Peer Review Process (<https://www.trijurnal.lemlit.trisakti.ac.id/index.php/urbanenvirotech/about#peerReviewProcess>)

Open Access Policy (<https://www.trijurnal.lemlit.trisakti.ac.id/index.php/urbanenvirotech/about#openAccessPolicy>)

Archiving (<https://www.trijurnal.lemlit.trisakti.ac.id/index.php/urbanenvirotech/about#archiving>)

Article Processing Charges (<https://www.trijurnal.lemlit.trisakti.ac.id/index.php/urbanenvirotech/about#custom-0>)

Plagiarism Check (<https://www.trijurnal.lemlit.trisakti.ac.id/index.php/urbanenvirotech/about#custom-1>)

Copy Editing and Proofreading (<https://www.trijurnal.lemlit.trisakti.ac.id/index.php/urbanenvirotech/about#custom-2>)

References Management (<https://www.trijurnal.lemlit.trisakti.ac.id/index.php/urbanenvirotech/about#custom-3>)

Article Submission Charges (<https://www.trijurnal.lemlit.trisakti.ac.id/index.php/urbanenvirotech/about#custom-4>)

Copyright Notice (<https://www.trijurnal.lemlit.trisakti.ac.id/index.php/urbanenvirotech/about#Copyright>)

Privacy Statement (<https://www.trijurnal.lemlit.trisakti.ac.id/index.php/urbanenvirotech/about#privacyStatement>)

#### ACCREDITATION



(<https://sinta.kemdikbud.go.id/journals/detail?id=4382>)



([https://drive.google.com/file/d/1I9nGSYDJrTySy06B0Wv\\_XUhw30VP6cx/view?usp=drivesdk](https://drive.google.com/file/d/1I9nGSYDJrTySy06B0Wv_XUhw30VP6cx/view?usp=drivesdk))

#### ARTICLE TEMPLATE



(<https://drive.google.com/file/d/1obMOx0xXWbdWE7kRbZU-VAXOQfOAOqKK/view>)


Journal Template (<https://drive.google.com/file/d/1obMOx0xXWbdWE7kRbZU-VAXOQfOAOqKK/view>)

#### GOOGLE SCHOLAR CITATION

GS Citation : Urbanenvirotech		
	All	Since 2017
Citations	191	190
h-index	9	9
i10-index	7	7

Urbanenvirotech >  
<

#### JOURNAL INDEXED BY



(<https://trijurnal.trisakti.ac.id/index.php/urbanenvirotech/journalindex>)

#### REFERENCE MANAGER TOOLS



VISITOR STATISTIC

Flag Counter (https://info.flagcounter.com/AiFW)



(http://statcounter.com/p11334010/summary/?

account\_id=7041308&login\_id=2&code=1d47f84f36114be393fe88f7213f9d2d&guest\_login=1)

View Unique Visitor (http://statcounter.com/p11334010/?guest=1)

CHAT ADMIN (WHATSAPP)



(https://api.whatsapp.com/send?phone=6285718320688&text=Admin,%20saya%20ingin%20bertanya%20mengenai%20jurnal%20ini)

INFORMATION

For Readers (https://www.trijurnal.lemlit.trisakti.ac.id/index.php/urbanenvirotech/information/readers)

For Authors (https://www.trijurnal.lemlit.trisakti.ac.id/index.php/urbanenvirotech/information/authors)

For Librarians (https://www.trijurnal.lemlit.trisakti.ac.id/index.php/urbanenvirotech/information/librarians)

Indonesian Journal of Urban and Environmental Technology Indexed by:

 (https://scholar.google.com/citations?hl=en&user=7MLGmnlAAAAJ)
  (https://www.researchbib.com/view/issn/2579-9150)

 (https://issn.lipi.go.id/terbit/detail/1490325403)
  (http://index.pkp.sfu.ca/index.php/browse/index/1540)

 (http://onesearch.id/Search/Results?filter[]=repold:IOS4271)
  (https://www.base-search.net/Search/Results?lookfor=dccoll%3Aftunitrisaktiojs+url%3Aurbanenvirotech&refid=dclink)

 (http://road.issn.org/issn/2579-9207)
 

 (https://app.dimensions.ai/discover/publication?search\_text=INDONESIAN%20JOURNAL%20OF%20URBAN%20AND%20ENVIRONMENTAL%20TECHNOLOGY&search\_type=kws&search\_field=full\_search&and\_facet\_source\_titl)

 (https://garuda.kemdikbud.go.id/journal/view/12783)
  (https://portal.issn.org/resource/ISSN/2579-9207)

 (https://sinta.kemdikbud.go.id/journals/detail?id=4382)
  (https://www.scilit.net/journal/2693202)



(<http://www.infobaseindex.com/index.php>)



(<https://europub.co.uk/journals/27648>)




(<https://www.citefactor.org/journal/index/22148/indonesian-journal-of-urban-and-environmental-technology#.YN03Y-gzaco>)



(<https://www.journaltocs.ac.uk/index.php?>

action=browse&subAction=subjects&publisherID=241&journalID=39107&pageb=1&userQueryID=&sort=&local\_page=1&sorType=&sorCol=)

(<https://www.sciencegate.app/source/312258>)



Copyright of Indonesian Journal of Urban and Environmental Technology

This work is licensed under a Creative Commons Attribution-NonCommercial-NoDerivatives 4.0 International (CC BY-NC-ND 4.0)

(<https://creativecommons.org/licenses/by-nc-nd/4.0/>)



(<http://lingkungan.faltl.trisakti.ac.id/fasilitas/indonesian-journal-of-urban-and-environmental-technology>)



(<http://www.iatpi.org/>)



(<https://creativecommons.org/licenses/by-nc-nd/4.0/>)

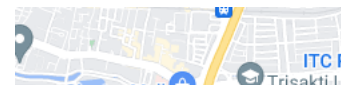


(<https://www.crossref.org/>)

powered by OJS | Open Journal Systems  
PKP | PUBLIC KNOWLEDGE PROJECT (<https://pkp.sfu.ca/ojs/>)

Department of Environmental Engineering  
Faculty of Landscape Architecture and Environmental Technology  
(<http://faltl.trisakti.ac.id/tentang-faltl/contact>)  
Universitas Trisakti (<http://www.trisakti.ac.id>), Jakarta

Gedung K, Kampus A  
Jl. Kyai Tapa Grogol Jakarta 11440, Indonesia  
Telephone: +62-21-5663232 ext 8767/8765 Fax: +62-21-5602575



View My Stats (<https://statcounter.com/p12735900/?guest=1>)

View My Stats (<https://statcounter.com/p11334010/?guest=1>)

# Platform & workflow by OJS / PKP

(<https://www.trijurnal.lemlit.trisakti.ac.id/index.php/urbanenvirotech/about/aboutThisPublishingSystem>)

## Editorial Team

### Editor in Chief



**Astri Rinanti**

Department of Environmental Engineering, Universitas Trisakti, Indonesia

**Scopus** (<https://www.scopus.com/authid/detail.uri?authorId=56034516500>) **Google Scholar** (<https://scholar.google.co.id/citations?user=YmjgbM8AAAAJ&hl=en>) **Sinta** (<http://sinta2.ristekdikti.go.id/authors/detail?id=6091465&view=overview>)

### Member of Editors



**Melati Ferianita Fachrul**

Department of Environmental Engineering, Universitas Trisakti, Indonesia

**Scopus** (<https://www.scopus.com/authid/detail.uri?authorId=57194011289>) **Google Scholar** (<https://scholar.google.co.id/citations?user=ZNNdiZYAAAAJ&hl=en>) **Sinta** (<http://sinta2.ristekdikti.go.id/authors/detail?id=5973611&view=overview>)



**Khalida Muda**

Department of Environmental Engineering, UTM, Malaysia

**Scopus** (<https://trijurnal.trisakti.ac.id/public/journals/18/> • <https://www.scopus-com.ezproxy.utm.my/authid/detail.uri?authorId=35105426800>) **Google Scholar** (<https://trijurnal.trisakti.ac.id/public/journals/18/> • <https://scholar.google.com/my/citations?user=2EJys4AAAAJ&hl=en%20>)



**Irina Safitri Zen**

Dept. of Urban Regional Planning (URP), Kulliyah of Architecture and Environmental Design, International Islamic University Malaysia (IIUM), Kuala Lumpur

**Scopus** (<https://www.scopus.com/authid/detail.uri?authorId=55565905000>) **Google Scholar** (<https://scholar.google.com/my/citations?user=IVsrBzoAAAAJ&hl=en>)



**Oki Muraza**

King Fahd University of Petroleum and Minerals (KFUPM), Dhahran, Saudi Arabia

**Scopus** (<https://www.scopus.com/authid/detail.uri?authorId=22433275900>) **Google Scholar** (<https://scholar.google.com/citations?user=wzwhzMAAAAAJ&hl=en>)



**Rositayanti Hadisoebroto**

Department of Environmental Engineering, Universitas Trisakti, Indonesia

**Scopus** (<https://www.scopus.com/authid/detail.uri?authorId=56275697100&eid=2-s2.0-84904422810>) **Google Scholar** (<https://scholar.google.com/citations?user=xhgLRBAAAAJ&hl=id>) **Sinta** (<http://sinta2.ristekdikti.go.id/authors/detail?id=5977004&view=overview>)



**Sastia Putri**

Department of Biotechnology, Osaka University, Japan

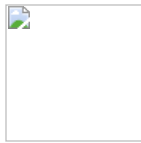
**Scopus** (<https://www.scopus.com/authid/detail.uri?authorId=34870566300>) **Google Scholar** (<https://scholar.google.ca/citations?user=nf16tywAAAAJ&hl=en>)




**Mahadi Lawan Yakubu**

Kano University of Science and Technology, Wudil, Nigeria

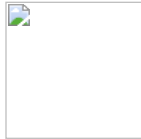
**Scopus** (<https://www.scopus.com/authid/detail.uri?authorId=56288359400>) **Google Scholar** (<https://scholar.google.com/citations?user=IVCja0cAAAAJ&hl=en>)

**Edwan Kardena**

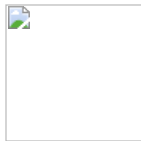
Department of Environmental Engineering, Institut Teknologi Bandung, Indonesia

**Scopus** (<https://www.scopus.com/authid/detail.uri?authorId=35785911800>) **Google Scholar** ([https://scholar.google.co.jp/citations?user=PtB\\_1MMAAAJ&hl=en](https://scholar.google.co.jp/citations?user=PtB_1MMAAAJ&hl=en)) **Sinta** (<http://sinta2.ristekdikti.go.id/authors/detail?id=6032581&view=overview>)**I.D.A.A. Warmadewanthi**

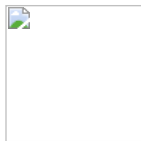
Department of Environmental Engineering, Institut Teknologi Sepuluh Noverber, Indonesia

**Scopus** (<https://www.scopus.com/authid/detail.uri?authorId=25723864300>) **Google Scholar** (<https://scholar.google.com/citations?hl=en&user=rCl7448AAAAJ>) **Sinta** (<http://sinta2.ristekdikti.go.id/authors/detail?id=6007469&view=overview>)**Riana Ayu Kusumadewi**

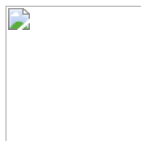
Department of Environmental Engineering, Universitas Trisakti, Indonesia

**Scopus** (<https://www.scopus.com/authid/detail.uri?authorId=57203960531&eid=2-s2.0-85053771938>) **Google Scholar** (<https://scholar.google.com/citations?hl=en&user=Rijw9u8AAAAJ>)**Bagus Putra Muljadi**

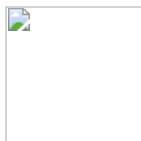
University of Nottingham, Nottingham, UK

**Scopus** (<https://www.scopus.com/authid/detail.uri?authorId=52264490300>) **Google Scholar** (<https://scholar.google.com/citations?user=IUlwse8AAAAJ&hl=en>)**Nurul Hana Mokhtar Kamal**

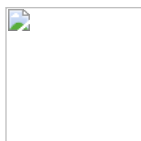
School of Civil Engineering, University Sains Malaysia, Malaysia

**Scopus** (<https://www.scopus.com/authid/detail.uri?authorId=56233323300>) **Google Scholar** (<https://scholar.google.com/citations?user=JNj-JucAAAAJ&hl=en>)**Gatut Sudarjanto**

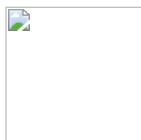
University of Queensland, Brisbane, Australia

**Scopus** (<https://www.scopus.com/authid/detail.uri?authorId=40162467200>)**Musthapa Muhd Lawan**

Kano University of Science and Technology, Wudil, Nigeria

**Scopus** (<https://www.scopus.com/authid/detail.uri?authorId=56656406400>) **Google Scholar** (<https://scholar.google.com/citations?user=QDD5lr8AAAAJ&hl=en>)**R. Dwi Susanto**

University of Maryland, College Park, United State

**Scopus** (<https://www.scopus.com/authid/detail.uri?authorId=55664987200>) **Google Scholar** (<https://scholar.google.com/citations?user=xony5H4AAAAJ&hl=en>)**Yusnani Mohd. Yusof Kozlowski**

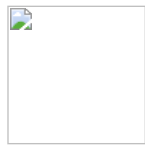
Universiti Brunei Darussalam, Brunei Darussalam

**Scopus** (<https://www.scopus.com/authid/detail.uri?authorId=55481863300%20>) **G** (<https://scholar.google.com/citations?user=gLO1A80AAAAJ&hl=en>) **oogole Sc** (<https://scholar.google.com/citations?user=gLO1A80AAAAJ&hl=en>) **holar** (<https://scholar.google.com/citations?user=gLO1A80AAAAJ&hl=en>)

---

## Peer Reviewers






**Prayatni Soewondo**

Department of Environmental Engineering, Institut Teknologi Bandung, Indonesia

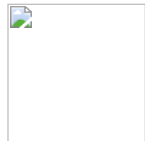
Scopus (<https://www.scopus.com/authid/detail.uri?authorId=56690197400>) Google Scholar ([https://scholar.google.co.id/citations?user=4TW\\_pPYAAAAJ&hl=en](https://scholar.google.co.id/citations?user=4TW_pPYAAAAJ&hl=en)) Sinta (<http://sinta2.ristekdikti.go.id/authors?q=Prayatni+Soewondo&search=1&ag=>)



**Qomarudin Helmy**

Department of Environmental Engineering, Institut Teknologi Bandung, Indonesia

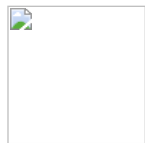
Scopus (<https://www.scopus.com/authid/detail.uri?authorId=52163577900&eid=2-s2.0-%2080053428679>) Google Scholar (<https://scholar.google.co.id/citations?user=fCKWrBcAAAAJ&hl=id>) Sinta (<http://sinta2.ristekdikti.go.id/authors/detail?id=5984360&view=overview>)



**Emenda Sembiring**

Department of Environmental Engineering, Institut Teknologi Bandung, Indonesia

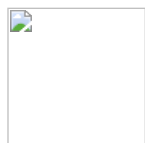
Scopus (<https://www.scopus.com/authid/detail.uri?authorId=35312033000>) Google Scholar (<https://scholar.google.co.id/citations?user=6sfG1eEAAAAJ&hl=id>) Sinta (<http://sinta2.ristekdikti.go.id/authors/detail?id=6033849&view=overview>)



**Kania Dewi**

Department of Environmental Engineering, Institut Teknologi Bandung, Bandung, Indonesia

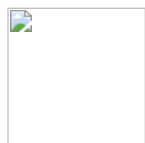
Scopus (<http://www.scopus.com/authid/detail.uri?authorId=56035395900>) Google Scholar (<https://scholar.google.com/citations?user=R8fksGYAAAAJ&hl=en>) Sinta (<http://sinta2.ristekdikti.go.id/authors/detail?id=6647139&view=overview>)



**Anindrya Nastiti**

Department of Environmental Engineering, Institut Teknologi Bandung, Bandung, Indonesia

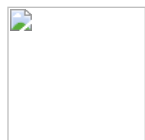
Scopus (<https://www.scopus.com/authid/detail.url?authorId=57193310715>) Google Scholar (<https://scholar.google.co.id/citations?user=TkAASY0AAAAJ&hl=en>) Sinta (<http://sinta2.ristekdikti.go.id/authors/detail?id=6041454&view=overview>)



**Yonik Meilawati**

Department of Environmental Engineering, Universitas Pasundan, Bandung, Indonesia

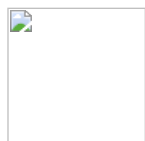
Scopus (<https://www.scopus.com/authid/detail.uri?authorId=53664714200>) Google Scholar (<https://scholar.google.co.id/citations?user=pgu1yPgAAAAJ&hl=en&oi=sra>) Sinta (<http://sinta2.ristekdikti.go.id/authors/detail?id=5977793&view=overview>)



**Evi Afiatun**

Department of Environmental Engineering, Universitas Pasundan, Bandung, Indonesia

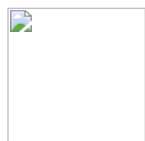
Scopus (<https://www.scopus.com/authid/detail.uri?authorId=57194028255>) Sinta (<http://sinta2.ristekdikti.go.id/authors/detail?id=5981878&view=overview>)



**Reni Suryanita**

Civil Engineering Department, Faculty of Engineering, Universitas Riau, Indonesia

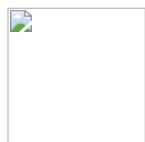
Scopus (<https://www.scopus.com/authid/detail.uri?authorId=55791179400>) Google Scholar (<https://scholar.google.co.id/citations?user=3S06T9QAAAAJ&hl=en&authus%20er=1>) Sinta (<http://sinta2.ristekdikti.go.id/authors/detail?id=25526&view=overview>)



**Agus Jatnika Effendi**

Departement of Environmental Engineering, Institut Teknologi Bandung, Indonesia

Scopus (<https://www.scopus.com/authid/detail.uri?authorId=55225679500%20>) Google Scholar (<https://scholar.google.co.id/citations?user=ljUF5lcAAAAJ&hl=en>) Sinta (<http://sinta2.ristekdikti.go.id/authors/detail?id=6033510&view=overview>)



**Marisa Handajani**

Departement of Environmental Engineering, Institut Teknologi Bandung, Indonesia

Scopus (<https://www.scopus.com/authid/detail.uri?authorId=57202126697>) Google Scholar ([https://scholar.google.co.id/citations?hl=en&user=liCmw\\_8AAAAJ](https://scholar.google.co.id/citations?hl=en&user=liCmw_8AAAAJ)) Sinta (<http://sinta2.ristekdikti.go.id/authors/detail?id=6039199&view=overview>)

**I Made Wahyu Widyarsana**

Departement of Environmental Engineering, Institut Teknologi Bandung, Indonesia

**Scopus** (<https://www.scopus.com/authid/detail.uri?authorId=57203004622>) **Google Scholar** (<https://scholar.google.co.id/citations?hl=en&user=rN4E2U8AAAAJ%20>) **Sinta** (<http://sinta2.ristekdikti.go.id/authors/detail?id=6109292&view=overview>)**Yureana Wijayanti**

Department of Civil Engineering, Universitas Bina Nusantara, Indonesia

**Scopus** (<https://www.scopus.com/authid/detail.uri?authorId=56595084200>) **Google Scholar** (<https://scholar.google.com/citations?user=AvYPOYgAAAAJ&hl=en>) **Sinta** (<http://sinta2.ristekdikti.go.id/authors/detail?id=6011369&view=overview%20>)**Fadjari Lucia Nugroho**

Departement of Environmental Engineering, Universitas Pasundan, Bandung, Indonesia

**Scopus** (<https://www.scopus.com/authid/detail.uri?authorId=56518239100>) **Google Scholar** ([https://scholar.google.co.id/citations?user=6FL\\_LSoAAAAJ&hl=en](https://scholar.google.co.id/citations?user=6FL_LSoAAAAJ&hl=en)) **Sinta** (<http://sinta2.ristekdikti.go.id/authors/detail?id=5983690&view=overview>)

## SUB MENU

[Author Guideline \(https://trijurnal.lemlit.trisakti.ac.id/index.php/urbanenvirotech/about/submissions\)](https://trijurnal.lemlit.trisakti.ac.id/index.php/urbanenvirotech/about/submissions)[Publication Ethics \(https://trijurnal.lemlit.trisakti.ac.id/index.php/urbanenvirotech/ethics\)](https://trijurnal.lemlit.trisakti.ac.id/index.php/urbanenvirotech/ethics)[Editorial Boards \(https://trijurnal.lemlit.trisakti.ac.id/index.php/urbanenvirotech/editorialboards\)](https://trijurnal.lemlit.trisakti.ac.id/index.php/urbanenvirotech/editorialboards)[Reviewers \(https://trijurnal.lemlit.trisakti.ac.id/index.php/urbanenvirotech/reviewer\)](https://trijurnal.lemlit.trisakti.ac.id/index.php/urbanenvirotech/reviewer)[Reviewer Application \(https://forms.gle/MUL2gXfExErEXqzt9\)](https://forms.gle/MUL2gXfExErEXqzt9)[Unique Visitors \(http://statcounter.com/p11334010/summary/?account\\_id=7041308&login\\_id=1&code=4f3815b2f59e94afb2a04486bbaa951b&guest\\_login=1\)](http://statcounter.com/p11334010/summary/?account_id=7041308&login_id=1&code=4f3815b2f59e94afb2a04486bbaa951b&guest_login=1)[Contact \(https://trijurnal.lemlit.trisakti.ac.id/index.php/urbanenvirotech/about/contact\)](https://trijurnal.lemlit.trisakti.ac.id/index.php/urbanenvirotech/about/contact)

## POLICIES

[Focus and Scope \(https://www.trijurnal.lemlit.trisakti.ac.id/index.php/urbanenvirotech/about#focusAndScope\)](https://www.trijurnal.lemlit.trisakti.ac.id/index.php/urbanenvirotech/about#focusAndScope)[Section Policies \(https://www.trijurnal.lemlit.trisakti.ac.id/index.php/urbanenvirotech/about#sectionPolicies\)](https://www.trijurnal.lemlit.trisakti.ac.id/index.php/urbanenvirotech/about#sectionPolicies)[Peer Review Process \(https://www.trijurnal.lemlit.trisakti.ac.id/index.php/urbanenvirotech/about#peerReviewProcess\)](https://www.trijurnal.lemlit.trisakti.ac.id/index.php/urbanenvirotech/about#peerReviewProcess)[Open Access Policy \(https://www.trijurnal.lemlit.trisakti.ac.id/index.php/urbanenvirotech/about#openAccessPolicy\)](https://www.trijurnal.lemlit.trisakti.ac.id/index.php/urbanenvirotech/about#openAccessPolicy)[Archiving \(https://www.trijurnal.lemlit.trisakti.ac.id/index.php/urbanenvirotech/about#archiving\)](https://www.trijurnal.lemlit.trisakti.ac.id/index.php/urbanenvirotech/about#archiving)[Article Processing Charges \(https://www.trijurnal.lemlit.trisakti.ac.id/index.php/urbanenvirotech/about#custom-0\)](https://www.trijurnal.lemlit.trisakti.ac.id/index.php/urbanenvirotech/about#custom-0)[Plagiarism Check \(https://www.trijurnal.lemlit.trisakti.ac.id/index.php/urbanenvirotech/about#custom-1\)](https://www.trijurnal.lemlit.trisakti.ac.id/index.php/urbanenvirotech/about#custom-1)[Copy Editing and Proofreading \(https://www.trijurnal.lemlit.trisakti.ac.id/index.php/urbanenvirotech/about#custom-2\)](https://www.trijurnal.lemlit.trisakti.ac.id/index.php/urbanenvirotech/about#custom-2)[References Management \(https://www.trijurnal.lemlit.trisakti.ac.id/index.php/urbanenvirotech/about#custom-3\)](https://www.trijurnal.lemlit.trisakti.ac.id/index.php/urbanenvirotech/about#custom-3)[Article Submission Charges \(https://www.trijurnal.lemlit.trisakti.ac.id/index.php/urbanenvirotech/about#custom-4\)](https://www.trijurnal.lemlit.trisakti.ac.id/index.php/urbanenvirotech/about#custom-4)[Copyright Notice \(https://www.trijurnal.lemlit.trisakti.ac.id/index.php/urbanenvirotech/about#Copyright\)](https://www.trijurnal.lemlit.trisakti.ac.id/index.php/urbanenvirotech/about#Copyright)[Privacy Statement \(https://www.trijurnal.lemlit.trisakti.ac.id/index.php/urbanenvirotech/about#privacyStatement\)](https://www.trijurnal.lemlit.trisakti.ac.id/index.php/urbanenvirotech/about#privacyStatement)

## ACCREDITATION



(<https://sinta.kemdikbud.go.id/journals/detail?id=4382>)



([https://drive.google.com/file/d/1I9nGSYDJrTySy06B0Wv\\_XUwh30VP6cx/view?usp=drivesdk](https://drive.google.com/file/d/1I9nGSYDJrTySy06B0Wv_XUwh30VP6cx/view?usp=drivesdk))

#### ARTICLE TEMPLATE



(<https://drive.google.com/file/d/1obMOx0xXWbdWE7kRbZU-VAXOQfOAOqKK/view>)

Journal Template (<https://drive.google.com/file/d/1obMOx0xXWbdWE7kRbZU-VAXOQfOAOqKK/view>)

#### GOOGLE SCHOLAR CITATION

GS Citation : Urbanenvirotech		
	All	Since 2017
Citations	191	190
h-index	9	9
i10-index	7	7

Urbanenvirotech >  
<

#### JOURNAL INDEXED BY

(<https://trijurnal.trisakti.ac.id/index.php/urbanenvirotech/journalindex>)

#### REFERENCE MANAGER TOOLS

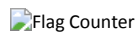


MENDELEY (<https://www.mendeley.com/>)



turnitin (<http://turnitin.com/>)

#### VISITOR STATISTIC



(<https://info.flagcounter.com/AiFW>)



(<http://statcounter.com/p11334010/summary/>)

account\_id=7041308&login\_id=2&code=1d47f84f36114be393fe88f7213f9d2d&guest\_login=1)

**View Unique Visitor** (<http://statcounter.com/p11334010/?guest=1>)

#### CHAT ADMIN (WHATSAPP)



(<https://api.whatsapp.com/send?phone=6285718320688&text=Admin,%20saya%20ingin%20bertanya%20mengenai%20jurnal%20ini>)



## INFORMATION



For Readers (<https://www.trijurnal.lemlit.trisakti.ac.id/index.php/urbanenvirotech/information/readers>)



For Authors (<https://www.trijurnal.lemlit.trisakti.ac.id/index.php/urbanenvirotech/information/authors>)



For Librarians (<https://www.trijurnal.lemlit.trisakti.ac.id/index.php/urbanenvirotech/information/librarians>)


## Indonesian Journal of Urban and Environmental Technology Indexed by:



 (<https://scholar.google.com/citations?hl=en&user=7MLGmnlAAAAJ>)
  (<https://www.researchbib.com/view/issn/2579-9150>)



 (<https://issn.lipi.go.id/terbit/detail/1490325403>)
  (<http://index.pkp.sfu.ca/index.php/browse/index/1540>)




 ([http://onesearch.id/Search/Results?filter\[\]=repold:IOS4271](http://onesearch.id/Search/Results?filter[]=repold:IOS4271))
  (<https://www.base-search.net/Search/Results?lookfor=dccoll%3Aftunitrisaktiojs+url%3Aurbanenvirotech&refid=dclink>)


 (<http://road.issn.org/issn/2579-9207>)
  (<https://data.lipi.go.id/dataverse/urbanenvirotech>)


 ([https://app.dimensions.ai/discover/publication?search\\_text=INDONESIAN%20JOURNAL%20OF%20URBAN%20AND%20ENVIRONMENTAL%20TECHNOLOGY&search\\_type=kws&search\\_field=full\\_search&and\\_facet\\_source\\_title](https://app.dimensions.ai/discover/publication?search_text=INDONESIAN%20JOURNAL%20OF%20URBAN%20AND%20ENVIRONMENTAL%20TECHNOLOGY&search_type=kws&search_field=full_search&and_facet_source_title))

 (<https://garuda.kemdikbud.go.id/journal/view/12783>)
  (<https://portal.issn.org/resource/ISSN/2579-9207>)

 (<https://sinta.kemdikbud.go.id/journals/detail?id=4382>)
  (<https://www.scilit.net/journal/2693202>)

 (<http://www.infobaseindex.com/index.php>)
  (<https://europub.co.uk/journals/27648>)
  (<https://www.citefactor.org/journal/index/22148/indonesian-journal-of-urban-and-environmental-technology#.YN03Y-gzaco>)

 ([https://www.journaltocs.ac.uk/index.php?action=browse&subAction=subjects&publisherID=241&journalID=39107&pageb=1&userQueryID=&sort=&local\\_page=1&sortBy=&sortCol=](https://www.journaltocs.ac.uk/index.php?action=browse&subAction=subjects&publisherID=241&journalID=39107&pageb=1&userQueryID=&sort=&local_page=1&sortBy=&sortCol=))

 (<https://www.sciencegate.app/source/312258>)

Copyright of Indonesian Journal of Urban and Environmental Technology

This work is licensed under a Creative Commons Attribution-NonCommercial-NoDerivatives 4.0 International (CC BY-NC-ND 4.0)

(<https://creativecommons.org/licenses/by-nc-nd/4.0/>)



(<http://lingkungan.faltl.trisakti.ac.id/fasilitas/indonesian-journal-of-urban-and-environmental-technology>)



(<http://www.iatpi.org/>)



(<https://creativecommons.org/licenses/by-nc-nd/4.0/>)

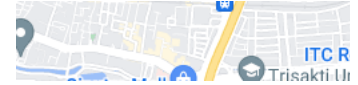


(<https://www.crossref.org/>)

powered by OJS | Open Journal Systems

PKP | PUBLIC KNOWLEDGE PROJECT (<https://pkp.sfu.ca/ojs/>)

Department of Environmental Engineering  
Faculty of Landscape Architecture and Environmental Technology  
(<http://faltl.trisakti.ac.id/tentang-faltl/contact>)  
Universitas Trisakti (<http://www.trisakti.ac.id>), Jakarta  
Gedung K, Kampus A  
Jl. Kyai Tapa Grogol Jakarta 11440, Indonesia  
Telephone: +62-21-5663232 ext 8767/8765 Fax: +62-21-5602575



View My Stats (<https://statcounter.com/p12735900/?guest=1>)

View My Stats (<https://statcounter.com/p11334010/?guest=1>)

# Platform & workflow by OJS / PKP

(<https://www.trijurnal.lemlit.trisakti.ac.id/index.php/urbanenvirotech/about/aboutThisPublishingSystem>)



## INDONESIAN JOURNAL OF URBAN AND ENVIRONMENTAL TECHNOLOGY

DEPARTEMEN TEKNIK LINGKUNGAN, FAKULTAS ARSITEKTUR LANSEKAP DAN TEKNOLOGI LINGKUNGAN

P-ISSN : 25799150 <> E-ISSN : 25799207



0.95

Impact Factor



224

Google Citations



Sinta 2

Current  
Accreditation

[Google Scholar](#)

[Garuda](#)

[Website](#)

[Editor URL](#)

### History Accreditation

2018

2019

2020

2021

2022

2023

### Garuda

[Google Scholar](#)

#### WASTEWATER QUALITY AND POLLUTION LOAD OF EACH STAGE IN TEMPEH PRODUCTION

Universitas Trisakti [INDONESIAN JOURNAL OF URBAN AND ENVIRONMENTAL TECHNOLOGY Vol. 5 No. 3 \(2022\): Issue in Progress 1-14](#)

2022 [DOI: -](#) [Accred : Sinta 2](#)

#### THE POTENTIAL CIBERANG RIVER ANALYSIS FOR DRINKING WATER SUPPLY DEVELOPMENT OF BANTEN PROVINCE

Universitas Trisakti [INDONESIAN JOURNAL OF URBAN AND ENVIRONMENTAL TECHNOLOGY VOLUME 5, NUMBER 2, APRIL 2022 134-147](#)

2022 [DOI: 10.25105/urbanenvirotech.v5i2.12589](#) [Accred : Sinta 2](#)

#### THE USE OF BAGASSE SYNTHETIC SURFACTANTS AS MATERIAL FOR ENVIRONMENTALLY FRIENDLY POLICIES TO IMPLEMENT ENVIRONMENTAL MANAGEMENT

Universitas Trisakti [INDONESIAN JOURNAL OF URBAN AND ENVIRONMENTAL TECHNOLOGY VOLUME 5, NUMBER 2, APRIL 2022 104-114](#)

2022 [DOI: 10.25105/urbanenvirotech.v5i2.13534](#) [Accred : Sinta 2](#)

#### THE ECO ENZYME APPLICATION ON INDUSTRIAL WASTE ACTIVATED SLUDGE DEGRADATION

Universitas Trisakti [INDONESIAN JOURNAL OF URBAN AND ENVIRONMENTAL TECHNOLOGY VOLUME 5, NUMBER 2, APRIL 2022 115-133](#)

2022 [DOI: 10.25105/urbanenvirotech.v5i2.13535](#) [Accred : Sinta 2](#)

#### STUDY OF MODIFIED PERFORATED BREAKWATER AS RENEWABLE ENERGY DEVICE

Universitas Trisakti [INDONESIAN JOURNAL OF URBAN AND ENVIRONMENTAL TECHNOLOGY VOLUME 5, NUMBER 2, APRIL 2022 148-159](#)

2022 [DOI: 10.25105/urbanenvirotech.v5i2.13536](#) [Accred : Sinta 2](#)

[COMMERCIAL PROPERTY DEVELOPMENT PROGRAM OF HIGHEST AND BEST USE STUDY IN INDUSTRIAL AREA SIER SURABAYA](#)

Universitas Trisakti [!\[\]\(feabb98897b440bc8695a03336a6e2df\_img.jpg\) INDONESIAN JOURNAL OF URBAN AND ENVIRONMENTAL TECHNOLOGY](#)  
[VOLUME 5, NUMBER 2, APRIL 2022 160-180](#)

 2022 [!\[\]\(bcef2083a617d3f771f1bcdf2f97158d\_img.jpg\) DOI: 10.25105/urbanenvirotech.v5i2.13537](#) [!\[\]\(2c64db98cee6d30f87a54305b47fe92d\_img.jpg\) Accred : Sinta 2](#)

[SOLID WASTE ANALYSIS AND PROCESSING POTENTIAL IN THE TOURISM SECTOR: CASE STUDY IN NUSA DUA, SOUTH KUTA, BALI](#)

Universitas Trisakti [!\[\]\(8d0f0e0fe25b320c33272c52aec1fbca\_img.jpg\) INDONESIAN JOURNAL OF URBAN AND ENVIRONMENTAL TECHNOLOGY](#)  
[VOLUME 5, NUMBER 2, APRIL 2022 181-192](#)

 2022 [!\[\]\(9bef82f5a53106f2ad06a2de7acf5bcf\_img.jpg\) DOI: 10.25105/urbanenvirotech.v5i2.13538](#) [!\[\]\(7ed4b959e7161d2c60a33aeb43710ff2\_img.jpg\) Accred : Sinta 2](#)

[THE USE OF SPENT BLEACHING EARTH \(SBE\) AS AN ADSORBENT TO REDUCE FREE FATTY ACIDS IN WASTE COOKING OIL](#)

Universitas Trisakti [!\[\]\(3cb60d42b10e53f9522bb0b392c1c4cd\_img.jpg\) INDONESIAN JOURNAL OF URBAN AND ENVIRONMENTAL TECHNOLOGY](#)  
[VOLUME 5, NUMBER 2, APRIL 2022 193-208](#)

 2022 [!\[\]\(8572950e410320d7dd023da827ff014d\_img.jpg\) DOI: 10.25105/urbanenvirotech.v5i2.13539](#) [!\[\]\(b2b6a2e56e47cc582ad4ec3c8f1864c0\_img.jpg\) Accred : Sinta 2](#)

[Cover Vol. 5 No. 2](#)

Universitas Trisakti [!\[\]\(c444627dab9fee9a1550c053ffaaaae2\_img.jpg\) INDONESIAN JOURNAL OF URBAN AND ENVIRONMENTAL TECHNOLOGY](#)  
[VOLUME 5, NUMBER 2, APRIL 2022](#)

 2022 [!\[\]\(944c0c1892e68e313d5c134eab34d18f\_img.jpg\) DOI: 10.25105/urbanenvirotech.v5i2.13540](#) [!\[\]\(d320c07cbd3014ed7b7f588422d08918\_img.jpg\) Accred : Sinta 2](#)

[THE PRESERVATION OF RIVERBANK SETTLEMENT AS A TOURISM POTENTIAL IN THE CITY OF PALEMBANG, SOUTH SUMATERA](#)

Universitas Trisakti [!\[\]\(f219cfc00b8db0cd1a81ae1fc9afaf28\_img.jpg\) INDONESIAN JOURNAL OF URBAN AND ENVIRONMENTAL TECHNOLOGY](#)  
[VOLUME 4, NUMBER 2, APRIL 2021 164-182](#)

 2021 [!\[\]\(e6891337bae9c3e53d940590bb38555a\_img.jpg\) DOI: 10.25105/urbanenvirotech.v4i2.8305](#) [!\[\]\(3b3087d58101bd9c870ed8cf31cc67b6\_img.jpg\) Accred : Sinta 2](#)

[View more ...](#)

**A Study of Pollution Load Capacity of the Industrial Sector in Cibabat River in the Watershed of Citarum River**

Yogaswara, Juwana, Sari, Bakari

p-ISSN 2579-9150; e-ISSN 2579-9207, Volume 3, Number 1, page 67 - 83, October 2019

*Accredited SINTA 2 by Ministry of Research, Technology, and Higher Education of The Republic of Indonesia No. 23/E/KPT/2019 on August 8<sup>th</sup>, 2019 from October 1<sup>st</sup>, 2018 to September 30<sup>th</sup>, 2023***Indonesian Journal of  
Urban and Environmental Technology**<http://www.trijurnal.lemlit.trisakti.ac.id/index.php/urbanenvirotech>**A STUDY OF POLLUTION LOAD CAPACITY OF THE INDUSTRIAL SECTOR IN  
CIBABAT RIVER IN THE WATERSHED OF CITARUM RIVER****Mochammad Fariq Yogaswara<sup>1\*</sup>, Iwan Juwana<sup>1</sup>, Yenita Sandra Sari<sup>2</sup>, Haroon Bakari<sup>3</sup>**<sup>1</sup>Department of Environmental Engineering, Faculty of Civil Engineering and Planning, National Institute of Technology, Bandung, Indonesia<sup>2</sup>Department of Environmental Engineering, Faculty of Civil Engineering and Planning, Universitas Kebangsaan, Bandung, Indonesia<sup>3</sup>Department of Business Administration (Thatta Campus), University of Sindh, Pakistan\*Corresponding author: [fariqyogaswara5@gmail.com](mailto:fariqyogaswara5@gmail.com)**ABSTRACT**

The Sub Watershed of Cibabat is one of the rivers included in the Upstream Citarum River, in Cimahi City. This industrial sector which consists of 36 different industries is among the highest contributors of pollution load. **Aim:** This study analyzed the pollutant loads entering the Cibabat River in existing conditions and projections from the industrial sector. **Methodology and Results:** The pollutant loads, emitted from the industrial sector was used to calculate the discharged data, concentration, number of employees and products, as well as emission factors (EF). In 2018, the industrial sector pollution load was 3,518.82 kg/day TSS, 8,231.83 kg/day BOD and 14,467.68 kg/day COD. However, it increased to 3,885.06 kg/day TSS, 9,088.61 kg/day BOD and 15,973.48 kg/day COD during this project year. **Conclusion, significance and impact study:** The pollution loads on Cibabat River emitted from the industrial sector, which increases yearly by 2% was be reduced by developing wastewater treatment communal for industries.

**MANUSCRIPT HISTORY**

- Received September 2019
- Revised October 2019
- Accepted October 2019
- Available online October 2019

**KEYWORDS**

- Cibabat sub-watershed
- Emission factors (EF)
- Industrial sector
- The pollution loads



## **1. INTRODUCTION**

Water is a natural resource needed for humans and other living things, for this reason, it is necessary to maintain the quality of water so that water can provide its function for the life of living things (Effendi, 2003; Suharto *et.al*, 2019). According to Law Number 32 of 2009 concerning Environmental Protection and Management, Environmental Capability is the ability of the environment to absorb substances, energy and/or other components that enter or are incorporated into it. As time develops, Cimahi City has increased the population and industrial growth that is increasingly rapid. The existence of industry and population growth around the Sub Watershed of Cibabat will affect the water quality of the Cibabat River, according to the Environment Agency (EA) of Cimahi City, Cibabat River contributes 68.89 percent COD (chemical oxygen demand) from domestic activities and 30.97 percent from domestic activities, BOD (biological oxygen demand) of 69.98 percent of industrial activities and 30 percent of domestic activities. A total of 36 industries with different types of industries are in the Sub Watershed of Cibabat in Cimahi City (Environment Agency of Cimahi City, 2018). Industries are located in the middle of the 11 industries and 25 industries downstream.

Based on these conditions, the need for a study of pollution load capacity that can be accepted by the Sub Watershed of Cibabat is to determine the appropriate control program in the management of the Sub Watershed of Cibabat. The purpose of this study was to contribute the control of water pollution in the Cibabat River through a study of pollution load capacity in the Sub Watershed of Cibabat, especially in the industrial sector.

## **2. RESEARCH METHODOLOGY**

### **2.1 Research Location**

Cibabat River was located in Cimahi City, West Java, the location of the Cibabat River point sampling determined by the Environment Agency of Cimahi City was as follows:

- Upstream Cibabat River: 06°52'28.9" S; 107°33'41.3" E
- Middle Cibabat River: 06°53'21.9" S; 107°33'24.3" E
- Downstream Cibabat River: 06°54'00.8" S; 107°32'54.6" E

There were 36 industries in the Sub Watershed of Cibabat with different types of activities,

spread in Sub-district of Cimahi Tengah and Sub-district of Cimahi Selatan with different industrial activities, so that each industry used different methods based on the data information because not all industries had monitoring data. The list of industries that are around the Cibabat River by each industry method show in Table 1.

**Table 1** List of Sub Watershed of Cibabat Industries

No	Location	Name of Company	Types of Industry	Method
1	Sub-district of Cimahi Tengah (Upstream)	Bahtera Laju sentosa	Various Industry	-
2		PT Afiat	Various Industry	-
3		RSU Kasih Bunda	Hospital	EF x $\Sigma$ Employee
4		PT Perseroan Dagang dan Industri Farmasi Afiat	Pharmacy	-
5		PT Trisula Tekstil Industri	Textiles	-
6		PT Bina Usaha Cipta Prima	Textiles	Qm x C
7		PT Sinar Sangjaya Mulia	Various Industry	EF x $\Sigma$ Product
8		Nam Nam Fashion Industries	Various Industry	-
9		PT Bratatex	Textiles	EF x $\Sigma$ Employee
10		Benang Warna Ind	Textiles	EF x $\Sigma$ Employee
11		Focus Gaya Prima	Textiles	-
12	Sub-district of Cimahi Selatan (Downstream)	PT Sinar Continental	Textiles	Qm x C
13		CV Suritex	Textiles	EF x $\Sigma$ Employee
14		PT Indowira Putra	Paint Industry	EF x $\Sigma$ Employee
15		PT Garuda Mas Semesta	Textiles	Qm x C
16		PT Theodore Garmindo	Various Industry	EF x $\Sigma$ Employee
17		PT Rajawali Hiyoto	Paint Industry	Qm x C
18		Hanna Collection	Textiles	-
19		CV Priangan	Various Industry	-
20		Anugrah Sinar Abadi	Textiles	-
21		Berdirikari Metal Engineering	Various Industry	-
22		PT Citra Bandung Laksana	Various Industry	-
23		PT Dialogue Garmindo Utama	Various Industry	-
24		E L G A	Metal Industry	-
25		PT Sanlit Inti Plastik	Various Industry	-
26		PT Ayoe Indotama Tekstil	Textiles	Qm x C
27		PT Laju Makmur Sentosa	Various Industry	Qm x C
28		PT Tridharma Megamitra	Various Industry	-
29		PT Sinar Pangjaya Mulia Tekstil Industri (Cabang)	Textiles	-
30		PT Aswindo Jaya Santosa	Textiles	Qm x C
31		PT Mulus Garuda Jaya	Textiles	-
32		PT Nam Nam Fashion Industry	Textiles	-
33		PT Tegar Prima Nusantara	Various Industry	EF x $\Sigma$ Product
34		Indah Jaya	Textiles	-
35		PT Central Georgette Nusantara	Textiles	EF x $\Sigma$ Employee
36		PT Elizabeth Hanjaya	Various Industry	EF x $\Sigma$ Employee

Source: Environment Agency of Cimahi City, 2018

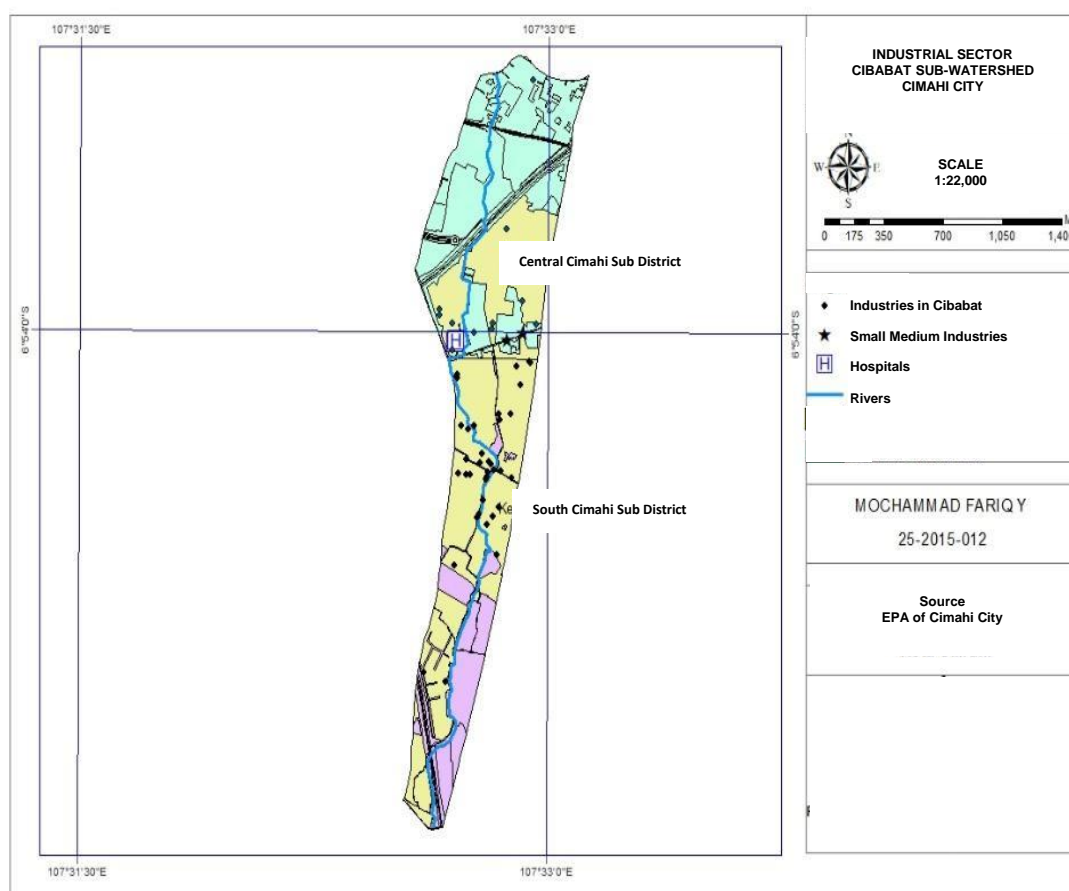


Figure 1 Distribution of the industrial sector of sub watershed of Cibabat

## 2.2 Calculation of Industrial Sector Pollutant Load

The calculation of existing pollutant load capacity is the result of the calculation of the difference in pollutant load at maximum conditions with the value of pollutant load in the actual condition. A river can be said to exceed its load capacity when the resulting value is negative (Minister of the Environment, 2010).

The calculation of industrial sector pollutant load was carried out by using an approach, in which this approach was carried out due to the limitations and availability of information in each industry, a hierarchical approach carried out by SEMAC JICA in 2009, namely:

- 1) Using monitoring results data in the form of discharge and concentration of industrial wastewater (1<sup>st</sup> hierarchy). Existing pollutant loads in the industrial sector can be calculated by the equation (Iskandar, 2007):

$$Pottential\ Pollution\ Load\ of\ Industry\ parameter_x = Q(m^3/sec) \times Cx (mg/l) \quad (1)$$

- 2) The second hierarchy is used if there is a concentration of wastewater produced by industry and the discharge of its wastewater is assumed to be the maximum discharge in a similar industry. Existing pollutant loads in the industrial sector can be calculated by the equation (Iskandar, 2007):

$$Pottential\ Pollution\ Load\ of\ Industry\ parameter_x = Q(m^3/sec) \times Cx (mg/l) \quad (2)$$

- 3) The third hierarchy uses data on the number of workers/employees in industry and pollution load unit or emission factor (EF). The value of pollution load unit or emission factor (EF) from BOD parameter shows in Table 2.

**Table 2** BOD Emission Factors for Industrial Waste

Number	Industrial Sector	Emission Factors (gr/day/employee)
1	Coloring/Dyeing	79.1
2	Food	37.9
3	Metal	10.3
4	Paper	17.9
5	Polyester Fiber	47.1
6	Textiles	291.2
7	Laundry	96.4
8	Machine	4.7
9	Plastic Goods	57.3
10	Car/motorcycle parts	13.5
11	Ceramics and tiles	2
12	Tannery	144.4
13	Soap and detergent	50.4
14	Chemical/paint	1898.20
15	Metal Goods	0.2
16	Printing	0.6
17	Glass	0.3
18	Hospital	123
19	Hotel	55
20	Restaurant	17

Source: Iskandar, 2007

The contents of research methodology were the methods used to obtain the objectives of the research/study in this scientific paper. If the scientific work was in the form of planning or design, then this chapter would be entitled Fundamentals of Planning. Use reliable methods and appropriate planning basis.

COD concentrations were calculated by using the BOD/COD ratio approach. BOD/COD ratio based on types of industrial waste shows in Table 3.

**Table 3** BOD/COD comparison ratio based on industrial waste

Number	Industrial waste	Ration BOD/COD
1	Tannery	79.1
2	Polyester Fiber	37.9
3	Textile Dyes	10.3
4	Chemical/Paint	17.9
5	Pharmacy	47.1
6	Tobacco	291.2
7	Paper	96.4
8	Protein Process (Food)	4.7
9	Vegetable oil	57.3
10	Hospital	13.5
11	Metal industry	2

Source: Eckenfelder, 2000

The existing pollutant load of BOD and COD parameters of the industrial sector can be calculated by the equation (Iskandar, 2007):

$$Potential\ Pollution\ Load\ of\ Industry\ parameter_{BOD} = \sum Employee(person) \times EF \left( \frac{gr}{person\ day} \right) \quad (3)$$

Then:

$$Potential\ Pollution\ Load\ of\ Industry\ parameter_{COD} = \frac{Pollutan\ Load\ BOD}{BOD/COD\ ratio} \quad (4)$$

- The fourth hierarchy is used based on the total of production from an industry (World Health Organization, 1982). The calculation of potential pollutant load can be done by multiplying the total of production with emission factors. The emission factor used for fourth hierarchy uses publications used by the 1982 world health organization

$$\text{Potential Pollution Load of Industry parameter}_{BOD} = \Sigma \text{product} \times \text{Emission Factor} \quad (5)$$

The projection of the industrial sector pollutant load was based on the industrial sector pollutant data in 2018. The calculation of the projected industrial sector pollutant load was carried out from 2019 to 2023 (5 years).

The projection of industrial sector was carried out with an approach by following research conducted by Bukit and Yusuf (2002) who examined trends in industrial growth in the Upstream Citarum River to determine industrial waste management strategies. The study explained that 2010-2020 had an increase in the average of the industrial sector by 2% per year. Based on this research, the calculation of the projected industrial sector pollutant load in the Sub Watershed of Cibabat by using a percentage increase in the industrial sector was 2% in 2019 to 2023.

### 3. RESULTS AND DISCUSSION

#### 3.1 Current Pollutant Loads

The industrial sector pollutant load in the Sub Watershed of Cibabat was located in the area of Cimahi Tengah (upstream) Sub-district and Cimahi Selatan (downstream) Sub-district, 36 industries scattered in the Sub Watershed of Cibabat with different types of activities.

The number of industries in the Sub Watershed of Cibabat was 36 industries, but 19 industries were not counted due to data limitations so that the total industry of the Sub Watershed of Cibabat was 17 industries. The calculation of industrial sector pollutant load by each method can be seen as follows:

- 1) Potential Pollutant Loads Based on Existing Discharge and Concentration Data.

The existing discharge and concentration data is generated from each industry. Table 4 is a recapitulation calculation of industrial sector pollutant load based on existing discharge and existing concentration data, the following is an example of the calculation of potential pollutant load with BOD parameters at PT Ayoe Indotama Tekstil.

$$\text{Potential Pollution Load of Industry parameter}_{BOD} = Q \text{ (m}^3\text{/sec)} \times C \text{ (mg/l)}$$

$$\text{Potential Pollution Load of Industry parameter}_{BOD} =$$

$$5997\text{m}^3\text{/sec} \times 21.01\text{mg/l} \times 10^{-6}(\text{kg/mg}) \times 10^3(\text{l/m}^3)$$

*Pottential Pollution Load of Industry parameter<sub>BOD</sub> = 126 kg/day*

**Table 4** Potential pollutant loads of industrial sector with discharge and concentration data in 2018

Location	Name of company	Types of industry	Discharge (m3/day)	Pollution Concentration (mg/l)			Potential Pollutant Loads (kg/day)		
				TSS	BOD	COD	TSS	BOD	COD
Sub-district of Cimahi Selatan (Down stream)	PT Rajawali Hiyoto	Paint Industry	256.17	27.63	38.48	-	7.08	9.86	18.6
	PT Ayoe Indotama	Textiles	5997	35.1	21.01	42.66	210.49	126	255.83
	PT Laju Makmur Sentosa	Various Industries	1.38	6.4	51.2	90.9	0.01	0.07	0.13
Total Potential Pollutant Loads of Industrial Sector in 2018 (kg/day)							271.58	135.93	274.56

2) Potential Pollutant Loads Based on Existing Wastewater Concentration and Assumptions on Discharge.

This calculation is carried out by using the concentration of existing wastewater and the assumption of discharge based on maximum discharge in similar industries. Table 5 is a recapitulation of the potential pollutant load in the industrial sector with assumption discharge data and maximum discharge in similar industries. The following is an example of the calculation of the potential pollutant load of the industrial sector with BOD parameters at PT Bina Usaha Cipta Prima using the maximum discharge of PT Ayoe Indotama Tekstil (5,997 m<sup>3</sup>/day):

$$Pottential\ Pollution\ Load\ of\ Industry\ parameter_{BOD} = Q (m^3/sec) \times C (mg/l)$$

$$Pottential\ Pollution\ Load\ of\ Industry\ parameter_{BOD} = 5997m^3/sec \times 4.94 mg/l \times 10^{-6}(kg/mg) \times 10^3(l/m^3)$$

$$Pottential\ Pollution\ Load\ of\ Industry\ parameter_{BOD} = 29.63 kg/day$$

**Table 5** Potential pollutant loads of industrial sector based on discharge assumptions and maximum discharge in similar industries

Location	Name of company	Types of industry	Discharge (m <sup>3</sup> /day)	Pollution Concentration (mg/l)			Potential Pollutant Loads (kg/day)		
				TSS	BOD	COD	TSS	BOD	COD
Sub-district of Cimahi Tengah (Upstream)	PT Bina Usaha Cipta Prima	Textiles	5,997 (PT Ayoe Indotama Tekstil)	1.08	4.94	9.67	6.48	29.63	57.99
	PT Sinar Continental		5,997 (PT Ayoe Indotama Tekstil)	60	164	235.5	359.8	983.5	1,412.3
Sub-district of Cimahi Selatan (Down stream)	PT Garuda Mas Semesta	Textiles	5,997 (PT Ayoe Indotama Tekstil)	23.4	10.2	58.02	140.3	61.05	347.95
	PT Aswindo Jaya Santosa		5,997 (PT Ayoe Indotama Tekstil)	17.1	16.4	30.92	102.6	98.35	185.43
Total Potential Pollutant Loads of Industrial Sector in 2018 (kg/day)							609.18	1,172.5	2,003.66

3) Potential Pollutant Loads Based on Data on Number of Workers and Emission Factors.

The calculation of industrial sector pollutant load can be calculated by using data on the number of workers and emission factors with BOD parameters (Table 2) so that it will not produce pollutant load values with other parameters. The calculation of industrial sector pollutant load with COD parameters is obtained by using a BOD/COD ratio comparison approach based on industry type (Table 3). The following is an example of the calculation of industrial sector pollutant load based on data on the number of workers and emission factors in PT Benang Warna Ind (textile industry) with BOD parameters:

$$\text{Potential Pollution Load of Industry parameter}_{BOD}$$

$$= \Sigma \text{Employee}(\text{person}) \times \text{EF}(\text{gr}/\text{person}/\text{day})$$

$$\text{Potential Pollution Load of Industry parameter}_{BOD} = 682 \text{ people} \times \frac{291.2 \frac{\text{gr}}{\text{person}}}{\text{day}} \times 10(\text{gr}/\text{kg})$$

$$\text{Potential Pollution Load of Industry parameter}_{BOD} = 198.6 \text{ kg}/\text{day}$$

Then:



$$\text{Potential Pollution Load of Industry parameter}_{COD} = \frac{\text{Pollution Load BOD}}{\text{Ratio BOD/COD}}$$

$$\text{Potential Pollution Load of Industry parameter}_{BOD} = \frac{198.6 \text{ kg/day}}{0.53} = 374.71 \text{ kg/day}$$

**Table 6** Potential pollutant loads of industrial sector based on number of employees and emission factor

Location	Name of company	Types of industry	Total of employee (person)	Emission factor (gr/person/day)		Potential Pollutant Loads (kg/day)	
				BOD	COD	BOD	COD
Sub-district of Cimahi Tengah (Upstream)	Kasih Bunda Public Hospital	Hospital	274	123	-	33.702	51.85
	PT Brataeox	Textiles	700	291.2	-	203.84	384.6
	Benang Warna Ind	Textiles	682	291.2	-	198.6	374.71
Sub-district of Cimahi Selatan (Downstream)	CV Suritex	Textiles	703	291.2	-	204.71	386.25
	PT Indowira Putra	Paint Industry	200	1898.2	-	379.64	677.93
	PT Theodore Garmino	Various Industries	768	291.2	-	223.64	421.97
	PT Central Georgette Nusantara	Textiles	700	291.2	-	203.84	384.6
	PT Elizabeth Hanjaya	Various Industries	800	291.2	-	232.96	439.55
Total Potential Pollutant Loads of Industrial Sector in 2018 (kg/day)						1680.932	3121.46

Source: Analysis Results, 2019

#### 4) Potential Pollutant Loads Based on the Total of Production

The calculation of potential pollutant load can be done by multiplying the total of production with emission factors. The emission factors are used by using publications used by the world health organization (1982). The following is an example of calculation of potential pollutant loads based on the total production data of PT Sinar Pangjaya Mulia with BOD parameters:

$$\text{Potential Pollution Load of Industry parameter}_{BOD} = \Sigma \text{Production} \times \text{Emission Factor}$$

$$\text{Potential Pollution Load of Industry parameter}_{BOD} = 10000 \left( \frac{\text{kg}}{\text{day}} \right) \times 185 \left( \frac{\text{kg}}{\text{year}} \right) \times \left( \frac{\text{year}}{365 \text{ day}} \right)$$

$$\text{Potential Pollution Load of Industry parameter}_{BOD} = 5068.49 \frac{\text{kg}}{\text{day}}$$

**Table 7** Potential pollutant loads of industrial sector based on the total production

Location	Name of company	Types of industry	Total of Production (kg/day)	Emission factor (kg/year)			Potential Pollutant Loads (kg/day)		
				TSS	BOD	COD	TSS	BOD	COD
Sub-district of Cimahi Tengah (Upstream)	PT Sinar Pangjaya Mulia	Various Industries	10,000	95	185	320	2,602.74	5,068.49	8,767.12
Sub-district of Cimahi Selatan (Down stream)	PT Tegar Primma Nusantara	Various Industries	343.19	85	185	320	89.32	173.95	300.88
Total Potential Pollutant Loads of Industrial Sector in 2018 (kg/day)							2,692.06	5,242.44	9,068

Source: Analysis Results, 2019

After obtaining the potential pollutant load in each industry, Table 8 is a recapitulation of the potential pollutant load in the industrial sector in 2018 in the Sub Watershed of Cibabat.

**Table 8** Potential pollutant loads of industrial sector based on the total production

Number	Location	Name of company	Potential pollutant loads kg/day)		
			TSS	BOD	COD
1	Sub-district of Cimahi Tengah (Upstream)	Kasih Bunda Public Hospital	-	33.702	51.85
2		PT Bina Usaha Cipta Prima	6.48	29.63	57.99
3		PT Sinar Pangjaya Mulia	2,602.74	5,068.49	8,767.12
4		PT Bratatex	-	203.84	384.6
5		Benang Warna Ind	-	198.6	374.41
Potential Pollutant Loads of Industrial Sector (Upstream)			2609.22	5,534.26	9,636.28
6	Sub-district of Cimahi Selatan (Downstream)	PT Sinar Continental	359.82	983.51	1,412.29
7		CV Suritex	-	204.71	386.25
8		PT Indowira Putra	-	379.64	677.93
9		PT Garuda Mas Semesta	140.33	61.05	347.95
10		PT Theodore Garmindo	-	223.64	421.97
11		PT Rajawali Hiyoto	7.08	9.86	18.6
12		PT Ayoe Indotama Tekstil	210.49	126	255.83
13		PT Laju Makmur Sentosa	0.01	0.07	0.13
14		PT Aswindo Jaya Santosa	102.55	98.35	185.43
15		PT Tegar Prima Nusantara	89.32	173.95	300.88
16		PT Central Georgette Nusantara	-	203.84	384.6
17		PT Elizabeth Hanjaya	-	232.96	439.55
Potential Pollutant Loads of Industrial Sector (Downstream)			909.6	2,697.58	4,831.41
Total Potential Pollutant Loads (kg/day)			3,518.82	8,231.84	14,467.7

Source: Analysis Results, 2019

### 3.2 Potential Pollutant Loads Projection of Industrial Sector

The calculation of the potential pollutant loads projection of the industrial sector by multiplying the percentage increase in the industrial sector with the potential pollution load of the industrial sector in 2018. The potential pollutant loads projection of industrial sector starts from 2019-2023. The following is an example of the calculation of the potential pollutant loads projection of the industrial sector in 2023 with BOD parameters:

$$\text{Pollution Load Industry}_{2023} \text{ BOD} = \text{Pollution Load Industry}_{2022} + (\text{Pollution Load Industry}_{2022} \times \% \text{ Increase})$$

$$\text{Potential Pollution Load of Industry parameter}_{\text{BOD}} = 8910.4 \frac{\text{kg}}{\text{day}} + (8910.4 \frac{\text{kg}}{\text{day}} \times 2\%)$$

$$\text{Potential Pollution Load of Industry parameter}_{\text{BOD}} = 9088.61 \text{ kg/day}$$

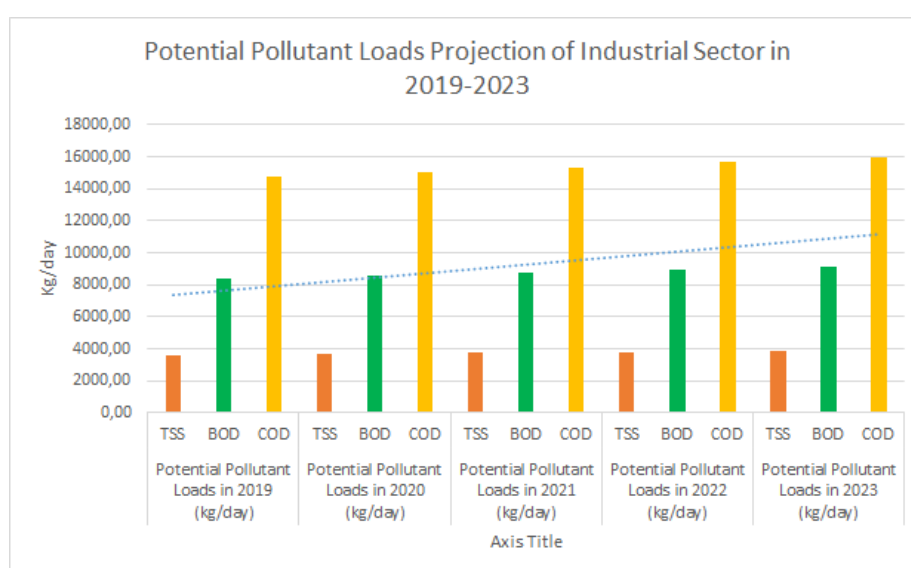
**Table 9** Potential pollutant loads projection of industrial sector in 2023 in Cibabat sub-watershed

Number	Location	Name of company	Potential pollutant loads (kg/day)		
			TSS	BOD	COD
1	Sub-district of Cimahi Tengah (Upstream)	Kasih Bunda Public Hospital	-	37.21	57.25
2		PT Bina Usaha Cipta Prima	7.15	32.71	64.03
3		PT Sinar Pangjaya Mulia	2,873.63	5,596.03	9,679.61
4		PT Bratatex	-	225.06	424.3
5		Benang Warna Ind	-	219.27	424.63
Potential Pollutant Loads of Industrial Sector (Upstream)			2,880.78	6,110.28	10,639.2
6	Sub-district of Cimahi Selatan (Downstream)	PT Sinar Continental	397.27	1,085.87	1,559.29
7		CV Suritex	-	226.02	426.45
8		PT Indowira Putra	-	419.15	748.49
9		PT Garuda Mas Semesta	159.94	67.4	384.16
10		PT Theodore Garmindo	-	246.92	465.88
11		PT Rajawali Hiyoto	7.81	10.88	20.53
12		PT Ayoe Indotama Tekstil	232.4	139.11	282.46
13		PT Laju Makmur Sentosa	0.01	0.08	0.14
14		PT Aswindo Jaya Santosa	113.22	108.59	204.73
15		PT Tegar Prima Nusantara	98.62	192.05	332.19
16		PT Central Georgette Nusantara	-	225.06	424.63
17		PT Elizabeth Hanjaya	-	257.21	485.25
Potential Pollutant Loads of Industrial Sector (Downstream)			1,004.28	2,978.34	5,334.2
Total Potential Pollutant Loads (kg/day)			3,885.06	9,088.62	15,973.4

Source: Analysis Results, 2019

Based on the calculation results, the potential pollutant loads projection of industrial sector in 2023 with a BOD parameter of 9088.61 kg/day, the potential pollutant load is due to the industry in the Sub Watershed of Cibabat area dominated by the textile industry, textile wastewater generally has a high organic content (von Sperling, 2007).

Figure 2 is a graph of the potential increase in pollutant load in the Sub Watershed of Cibabat industry sector 2019-2023.



**Figure 2** Graphic on increasing potential pollutant loads of industrial sector in Cibabat sub-watershed

The industrial sector pollutant loads in Sub Watershed of Cibabat have increased every year due to an increase in the industrial sector by 2% per year. This increase in organic parameters will cause oxygen dissolved in water to decrease, this is because organic parameters are food for microorganisms that will multiply rapidly and reduce dissolved oxygen in water.

#### 4. CONCLUSION

Potential pollutant loads of industrial sector in Sub Watershed of Cibabat in 2018 with parameters TSS = 3,518.82 kg/day, BOD = 8,231.83 kg/day and COD = 14,467.68. Whereas in the projection year (2023) is 3,885.06 kg/day TSS, 9,088.61 kg/day BOD and 15,973.49 kg/day COD. The increase in the potential pollutant loads of industrial sector is due to an increase in the industrial sector by 2% per year.

## 5. ACKNOWLEDGEMENT

The authors express gratitude to the Environment Agency of Cimahi City for facilitating data that has been provided to me and very grateful to Geotechnology LIPI for lend a current meter to me.

## REFERENCES

- Arya, R., Sariffuddin, S., & Bilqis, A. 2019. Mapping of Pollution Load Capacity of Tidal Manggar Watershed, Balikpapan City. Paper presented at the IOP Conference Series: Earth and Environmental Science.
- Barbosa, N. P. U., Ferreira, J. A., Nascimento, C. A. R., Silva, F. A., Carvalho, V. A., Xavier, E. R. S., . . . Cardoso, A. V. (2018). Prediction of future risk of invasion by *Limnoperna fortunei* (Dunker, 1857) (Mollusca, Bivalvia, Mytilidae) in Brazil with cellular automata. *Ecological indicators*, 92, 30-39. doi:<https://doi.org/10.1016/j.ecolind.2018.01.005>
- Bukit, N.T., dan Yusuf, I. A. 2002 Pollution Loads Industrial Waste and Water Quality Status of the Citarum River. *Journal Environmental Technology*. (3): 98-106.
- Calleros-Islas, A. 2019. Sustainability assessment. An adaptive low-input tool applied to the management of agroecosystems in México. *Ecological indicators*, 105, 386-397. doi:<https://doi.org/10.1016/j.ecolind.2017.12.040>
- Chen, W., Zheng, X., Wolf, B., Yao, Z., Liu, C., Butterbach-Bahl, K., & Brüggemann, N. (2019). Long-term grazing effects on soil-atmosphere exchanges of CO<sub>2</sub>, CH<sub>4</sub> and N<sub>2</sub>O at different grasslands in Inner Mongolia: A soil core study. *Ecological indicators*, 105, 316-328. doi:<https://doi.org/10.1016/j.ecolind.2017.09.035>
- Environmental Management Work Information Document Cimahi City (2018). Cimahi: Regional Government Environmental Office Cimahi City.
- Environmental Services Cimahi City (2018).
- Eckenfelder. (2003). *Industrial Water Pollution Control*. 3rd ed. Singapore: McGraw Hill.
- Feng, T., Wang, C., Hou, J., Wang, P., Liu, Y., Dai, Q., . . . You, G. (2018). Effect of inter-basin water transfer on water quality in an urban lake: A combined water quality index algorithm and biophysical modelling approach. *Ecological indicators*, 92, 61-71. doi:<https://doi.org/10.1016/j.ecolind.2017.06.044>
- Hikmat, R., & Juwana, I. 2019. Pollution load of Cisangkan River: The domestic sector. Paper presented at the IOP Conference Series: Earth and Environmental Science.
- Huai, W., Shi, H., Song, S., & Ni, S. (2018). A simplified method for estimating the longitudinal dispersion coefficient in ecological channels with vegetation. *Ecological indicators*, 92, 91-98. doi:<https://doi.org/10.1016/j.ecolind.2017.05.015>

- Iskandar, 2002, Training Guide Water Quality Management. Jakarta: Research and Development Water Resources Ministry of Public Works.
- Juwana, I., Muttill, N., & Perera, B. 2012. Indicator-based water sustainability assessment - A review. *Science of the Total Environment*. 438:357-371.
- Juwana, I., Muttill, N., & Perera, B. 2014. Application of West Java water sustainability index to Citarum catchment in West Java, Indonesia. *Water Science and Technology: Water Supply*. 14(6), 1150-1159.
- Juwana, I., Muttill, N., & Perera, B. 2016. Uncertainty and sensitivity analysis of West Java Water Sustainability Index - A case study on Citarum catchment in Indonesia. *Ecological indicators*. 61:170-178.
- Juwana, I., Perera, B., & Muttill, N. 2010a. A water sustainability index for West Java - Part 2: refining the conceptual framework using Delphi technique. *Water Science and Technology*. 62(7):1641-1652.
- Juwana, I., Perera, B., & Muttill, N. 2010b. A water sustainability index for West Java. Part 1: Developing the conceptual framework. *Water Science and Technology*. 62(7):1629-1640.
- Kearney, S. P., Fonte, S. J., García, E., Siles, P., Chan, K. M. A., & Smukler, S. M. (2019). Evaluating ecosystem service trade-offs and synergies from slash-and-mulch agroforestry systems in El Salvador. *Ecological indicators*, 105, 264-278. doi:https://doi.org/10.1016/j.ecolind.2017.08.032
- Lestari, F. 2018. Pollution Charges and Assimilation Capacity in Tanjungpinang Bay Area, Riau Islands Province, Indonesia. *Asian Journal of Water, Environment and Pollution*. 15(1):1-7.
- Laws of the Republic Indonesia Number 32 of 2009 About Protection and Management of the Environment.
- Li, S., Cui, B., Xie, T., Bai, J., Wang, Q., & Shi, W. 2018. What drives the distribution of crab burrows in different habitats of intertidal salt marshes, Yellow River Delta, China. *Ecological indicators*, 92, 99-106. doi:https://doi.org/10.1016/j.ecolind.2017.11.003
- Niu, J., Kang, S., Zhang, X., & Fu, J. 2019. Vulnerability analysis based on drought and vegetation dynamics. *Ecological indicators*, 105, 329-336. doi:https://doi.org/10.1016/j.ecolind.2017.10.048
- Pan, D., Yang, J., Guo, Q., Lu, Q., & Zhang, N. 2019. Toward better environmental performance in hog production in China: Is intensification the answer? *Ecological indicators*, 105, 347-354. doi:https://doi.org/10.1016/j.ecolind.2017.11.001
- Regional Regulations of Cimahi City Number 4 of 2013 about Spatial Plans Cimahi City of 2012-2032.

- Suharto, B., Dewi, L., Mustaqiman, A.N., Marjo, T.R.A.K. 2019. The Study of Water Quality Status in the Ngebrong River with Physical and Chemical Parameters in the Tawang Sari Barat Region, Pujon District, Malang Regency. *Indonesian Journal of Urban and Environmental Technology*. 2(2):164-180, April 2019. DOI: <http://dx.doi.org/10.25105/urbanenvirotech.v0i0.4361>.
- Terangna, N. dan Yusuf, I, A. 2002. Pollution Loads Industrial Waste and Water Quality Status of the Citarum River. *Journal Environmental Technology*. 3(2): 98-106.
- Von Sperling, M 2007. Wastewater Characteristic, Treatment and Disposal: IWA Publishing London.
- World Health Organization. 1982. Rapid Assessment of Air, Water, and Land Pollution Sources. Geneva: World Health Organization.
- Wang, H., Li, Y., Li, J., An, R., Zhang, L., & Chen, M. (2018). Influences of hydrodynamic conditions on the biomass of benthic diatoms in a natural stream. *Ecological Indicators*, 92:51-60. doi:<https://doi.org/10.1016/j.ecolind.2017.05.061>
- Wang, Z., Zhong, J., Lan, H., Wang, Z., & Sha, Z. 2019. Association analysis between spatiotemporal variation of net primary productivity and its driving factors in inner Mongolia, China during 1994-2013. *Ecological Indicators*, 105:355-364. doi:<https://doi.org/10.1016/j.ecolind.2017.11.026>
- Wu, F., Sun, Y., Sun, Z., Wu, S., & Zhang, Q. 2019. Assessing agricultural system vulnerability to floods: A hybrid approach using energy and a landscape fragmentation index. *Ecological Indicators*, 105:337-346. doi:<https://doi.org/10.1016/j.ecolind.2017.10.050>
- Xu, C., Yin, X. a., Xu, Z., Liu, H., Yang, Y., & Yang, Z. 2018. Simulating the effects of regulation measures on ecosystem state changes in a shallow lake. *Ecological Indicators*, 92:72-81. doi:<https://doi.org/10.1016/j.ecolind.2017.05.002>
- Yadav, G. S., Lal, R., Meena, R. S., Babu, S., Das, A., Bhowmik, S. N., . . . Saha, P. 2019. Conservation tillage and nutrient management effects on productivity and soil carbon sequestration under double cropping of rice in north eastern region of India. *Ecological Indicators*, 105:303-315. doi:<https://doi.org/10.1016/j.ecolind.2017.08.071>
- Yan, R., Gao, Y., Li, L., & Gao, J. 2019. Estimation of water environmental capacity and pollution load reduction for urban lakeside of Lake Taihu, eastern China. *Ecological Engineering*. 139: 105587.
- Yang, M., Lu, M., Bian, H., Sheng, L., & He, C. 2018. Effects of physical clogging on the performance of a lab-scale vertical subsurface flow constructed wetland system and simulation research. *Ecological Indicators*, 92:11-17. doi:<https://doi.org/10.1016/j.ecolind.2017.05.058>
- Yusuf, I, A. 2007. Inventory dan Identification of Water Pollution Sources and Loads. Sources and Charges of Water Pollution. Bandung: Water Resources Research and Development.

- Zhang, B., Jin, P., Qiao, H., Hayat, T., Alsaedi, A., & Ahmad, B. 2019. Exergy analysis of Chinese agriculture. *Ecological Indicators*, 105:279-291. doi:<https://doi.org/10.1016/j.ecolind.2017.08.054>
- Zhang, J., Xu, L., & Cai, Y. 2018. Water-carbon nexus of hydropower: The case of a large hydropower plant in Tibet, China. *Ecological Indicators*, 92:107-112. doi:<https://doi.org/10.1016/j.ecolind.2017.06.019>
- Zhang, N., Zhang, G., & Li, Y. 2019. Does major agriculture production zone have higher carbon efficiency and abatement cost under climate change mitigation? *Ecological Indicators*, 105: 376-385. doi:<https://doi.org/10.1016/j.ecolind.2017.12.015>
- Zhang, R., Gao, H., Zhu, W., Hu, W., & Ye, R. 2015. Calculation of permissible load capacity and establishment of total amount control in the Wujin River Catchment - a tributary of Taihu Lake, China. *Environmental Science and Pollution Research*, 22(15):11493-11503.
- Zhao, X., Sun, H., Chen, B., Xia, X., & Li, P. 2019. China's rural human settlements: Qualitative evaluation, quantitative analysis and policy implications. *Ecological Indicators*, 105:398-405. doi:<https://doi.org/10.1016/j.ecolind.2018.01.006>
- Zheng, Y., Han, J., Huang, Y., Fassnacht, S. R., Xie, S., Lv, E., & Chen, M. 2018. Vegetation response to climate conditions based on NDVI simulations using stepwise cluster analysis for the Three-River Headwaters region of China. *Ecological Indicators*, 92:18-29. doi:<https://doi.org/10.1016/j.ecolind.2017.06.040>